

# CITY OF OCEANSIDE



## TREASURER'S REPORT

*FOR MONTH & QUARTER ENDED  
SEPTEMBER 30, 2016*



# CITY OF OCEANSIDE

## OFFICE OF THE CITY TREASURER

TO: CITY COUNCIL  
CITY MANAGER

DATE: OCTOBER 31, 2016

SUBJECT: INVESTMENT REPORT FOR THE MONTH AND QUARTER ENDED SEPTEMBER 2016

The following is summary information for the City of Oceanside Investment Portfolio for the month and quarter ended September 30, 2016.

### Market/Portfolio Commentary

September economic data remained primarily positive, continuing an overall trend of favorable economic data through the September 30 quarter end. Economic growth remained slow and stable, although the current quarter's economic growth of 2.9% was greater than the average rate of growth realized in the first half of the calendar year. Consumer spending and confidence was up for the quarter ended September 30, as was wage growth and payrolls. Housing trends remained positive, although the price appreciation realized earlier in the year had slowed by quarter end.

The Federal Open Markets Committee's (FOMC) September market assessment was highly anticipated by investors. Although the FOMC elected to maintain the fed funds rate at 0.25% to 0.50%, the dissension within the FOMC members to maintain the status quo has increased the market's expectation for a rate hike to take place before 2016 comes to a close.

Treasury yields for all sectors of the yield curve were increased during this first quarter of the fiscal year. Increases of 14.3, 17.3, and 18.3 basis points were realized in the 1, 2, and 3-year sectors respectively. The six month and 5-year yields increased at slightly lesser rates of 9.2 and 15.5 basis points, contributing to the continued flattening of the overall yield curve. The portfolio's average yield to maturity (YTM) increased by 9 basis points for the quarter, from 1.014% to 1.104%. The increase in average YTM is primarily due to a \$35.8 million reduction in Local Agency Investment Fund (LAIF) balances subsequent to fiscal year end. LAIF funds were utilized for operational cash flow requirements, including the \$21.1 million prepayment of CALPERS contributions.



# CITY OF OCEANSIDE

## OFFICE OF THE CITY TREASURER

The portfolio book value decreased by \$7.1 million as compared to the prior month, and by \$29.8 million as compared to the prior fiscal quarter end.

For the month and quarter ended September 30, 2016, portfolio statistics are as follows:



In compliance with the California Code Section 53646, I hereby certify that sufficient investment liquidity and anticipated revenues are available to meet the City's budgeted expenditure requirements for the next six months. I also certify that investments in the City's portfolio meet the requirements of the City of Oceanside's adopted investment policy and the California Government Code section 53601. Market Prices are obtained from Bank of New York Mellon and the State Treasurer's Office (LAIF).

Respectfully submitted,

  
Jane M. McPherson,  
Financial Services Director

  
Michelle Skaggs Lawrence, City Manager

**CITY OF OCEANSIDE  
PORTFOLIO SUMMARY  
FOR MONTH & QUARTER ENDED SEPTEMBER 30, 2016**

| INVESTMENT<br>TYPE                                  | FACE<br>VALUE            | BOOK<br>VALUE            | MARKET<br>VALUE          | YIELD TO<br>MATURITY | DAYS TO<br>MATURITY | PERCENT OF<br>PORTFOLIO |
|---|--------------------------|--------------------------|--------------------------|----------------------|---------------------|-------------------------|
| <b>Month &amp; Quarter Ended September 30, 2016</b> |                          |                          |                          |                      |                     |                         |
| LAIF  | \$ 51,350,000.00         | \$ 51,350,000.00         | \$ 51,365,714.74         | 0.634%               | 1                   | 17.21%                  |
| Federal Agency Non - Callable                       | 34,815,000.00            | 34,884,262.00            | 35,014,435.50            | 1.031%               | 655                 | 11.69%                  |
| Federal Agency - Callable                           | 164,835,000.00           | 164,835,068.04           | 164,827,145.40           | 1.203%               | 965                 | 55.24%                  |
| Federal Agency Callable - Step Up                   | 11,285,000.00            | 11,285,000.00            | 11,282,500.05            | 1.645%               | 1,524               | 3.78%                   |
| Medium Term Notes                                   | 5,500,000.00             | 5,509,199.07             | 5,506,275.00             | 0.971%               | 196                 | 1.85%                   |
| Negotiable CDs                                      | 14,414,000.00            | 14,414,000.00            | 14,480,232.65            | 1.194%               | 1,140               | 4.83%                   |
| Municipal Bonds                                     | 16,005,000.00            | 16,144,464.50            | 16,197,346.30            | 1.341%               | 428                 | 5.41%                   |
| <b>Total Investments</b>                            | <b>\$ 298,204,000.00</b> | <b>\$ 298,421,993.61</b> | <b>\$ 298,673,649.64</b> | <b>1.104%</b>        | <b>749</b>          | <b>100.00%</b>          |

**Unrealized Gain/(Loss) (Market Value - Book Value)**

\$ 251,656.03

**Plus Accrued Interest**

817,683.07

**Portfolio Liquidation Unrealized Gain/(Loss)**

\$ 1,069,339.10

**Prior Period Comparisons**

|  | FACE<br>VALUE            | BOOK<br>VALUE            | MARKET<br>VALUE          | YIELD TO<br>MATURITY | DAYS TO<br>MATURITY | PERCENT OF<br>PORTFOLIO |
|--|--------------------------|--------------------------|--------------------------|----------------------|---------------------|-------------------------|
| <b>Month, Quarter &amp; Year Ended June 30, 2016</b> |                          |                          |                          |                      |                     |                         |
| LAIF   | \$ 87,200,000.00         | \$ 87,200,000.00         | \$ 87,254,170.56         | 0.576%               | 1                   | 26.56%                  |
| Federal Agency Non - Callable                        | 39,815,000.00            | 39,892,195.33            | 40,121,410.70            | 1.000%               | 684                 | 12.15%                  |
| Federal Agency - Callable                            | 161,235,000.00           | 161,230,089.05           | 161,450,192.40           | 1.202%               | 937                 | 49.11%                  |
| Federal Agency Callable - Step Up                    | 9,310,000.00             | 9,310,000.00             | 9,323,100.90             | 1.598%               | 1,383               | 2.84%                   |
| Medium Term Notes                                    | 9,150,000.00             | 9,169,951.48             | 9,172,728.50             | 0.871%               | 188                 | 2.79%                   |
| Negotiable CDs                                       | 3,140,000.00             | 3,140,000.00             | 3,183,908.63             | 1.260%               | 1,205               | 0.96%                   |
| Municipal Bonds                                      | 18,220,000.00            | 18,376,432.81            | 18,470,199.80            | 1.215%               | 407                 | 5.60%                   |
| Cash with Custodian                                  | 98.90                    | 98.90                    | 98.90                    | 0.000%               |                     | 0.00%                   |
| <b>Total Investments</b>                             | <b>\$ 328,070,098.90</b> | <b>\$ 328,318,767.57</b> | <b>\$ 328,975,810.39</b> | <b>1.014%</b>        | <b>622</b>          | <b>100.00%</b>          |

**Unrealized Gain/(Loss) (Market Value - Book Value)**

\$ 657,042.82

**Plus Accrued Interest**

673,977.89

**Portfolio Liquidation Unrealized Gain/(Loss)**

\$ 1,331,020.71

**Month & Quarter Ended March 31, 2016**

|                                   |                          |                          |                          |               |            |                |
|-----------------------------------|--------------------------|--------------------------|--------------------------|---------------|------------|----------------|
| LAIF                              | \$ 65,000,000.00         | \$ 65,000,000.00         | \$ 65,014,368.91         | 0.506%        | 1          | 21.05%         |
| Federal Agency Non - Callable     | 33,315,000.00            | 33,359,246.03            | 33,466,592.80            | 0.978%        | 695        | 10.80%         |
| Federal Agency - Callable         | 172,030,000.00           | 172,039,498.61           | 172,209,322.35           | 1.208%        | 906        | 55.72%         |
| Federal Agency Callable - Step Up | 9,970,000.00             | 9,970,000.00             | 9,979,409.50             | 1.482%        | 1,366      | 3.23%          |
| Medium Term Notes                 | 10,150,000.00            | 10,189,185.80            | 10,191,434.50            | 0.833%        | 256        | 3.30%          |
| Municipal Bonds                   | 18,220,000.00            | 18,221,567.65            | 18,291,083.60            | 1.163%        | 386        | 5.90%          |
| <b>Total Investments</b>          | <b>\$ 308,685,000.00</b> | <b>\$ 308,779,498.09</b> | <b>\$ 309,152,211.66</b> | <b>1.029%</b> | <b>655</b> | <b>100.00%</b> |

**Unrealized Gain/(Loss) (Market Value - Book Value)**

\$ 372,713.57

**Plus Accrued Interest**

738,923.17

**Portfolio Liquidation Unrealized Gain/(Loss)**

\$ 1,111,636.74

Market prices used in calculating market values were obtained from Bank of New York and State Treasurer's Office (LAIF).

**CITY OF OCEANSIDE  
INTEREST EARNINGS SUMMARY  
September 30, 2016**

|  | <b>Month Ending<br/><u>September 30, 2016</u></b> | <b>Fiscal<br/><u>Year To Date</u></b> |
|--|---|---------------------------------------|
| CD/Coupon/Discount Investments:              |   |                                       |
| Interest Collected                           | \$ 157,069.28                                     | \$ 589,080.80                         |
| PLUS Accrued Interest at End of Period       | 722,772.09  | 722,796.91                            |
| LESS Accrued Interest at Beginning of Period | <u>(628,863.82)</u>                               | <u>(569,581.73)</u>                   |
| Interest Earned during Period-               | \$ 250,977.55                                     | \$ 742,295.98                         |
| ADJUSTED by Premiums and Discounts           | (9,852.29)  | (31,626.81)                           |
| ADJUSTED by Capital Gains or Losses          | <u>0.00</u>                                       | <u>0.00</u>                           |
| Earnings during Period                       | <u><u>\$ 241,125.26</u></u>                       | <u><u>\$ 710,669.17</u></u>           |
| Local Agency Investment Fund (L.A.I.F.):     |   |                                       |
| Interest Collected                           | \$ -  | \$ 104,396.17                         |
| PLUS Accrued Interest at End of Period       | 94,910.98   | 94,910.98                             |
| LESS Accrued Interest at Beginning of Period | <u>(68,130.77)</u>                                | <u>(104,396.17)</u>                   |
| Interest Earned during Period_ LAIF          | <u><u>\$ 26,780.21</u></u>                        | <u><u>\$ 94,910.98</u></u>            |
| TOTAL Interest Earned during Period          | \$ 277,757.76                                     | \$ 837,206.96                         |
| TOTAL Premiums and Discounts                 | (9,852.29)  | (31,626.81)                           |
| TOTAL Capital Gains or Losses                | <u>0.00</u>                                       | <u>0.00</u>                           |
| SUB-TOTAL Earnings during Period             | \$ 267,905.47                                     | \$ 805,580.15                         |
| Earnings Adjustments-                        | <u>-</u>  | <u>0.00</u>                           |
| TOTAL Earnings during Period                 | <u><u>\$ 267,905.47</u></u>                       | <u><u>\$ 805,580.15</u></u>           |

# CITY OF OCEANSIDE



## PORTFOLIO DETAILS

*AS OF SEPTEMBER 30, 2016*

**Oceanside Quarterly Report  
Portfolio Management  
Portfolio Details - Investments  
September 30, 2016**

| CUSIP                                | Investment # | Issuer                         | Average Balance      | Purchase Date | Par Value            | Market Value         | Book Value           | Stated Rate | S&P | YTM          | Days to Maturity | Maturity Date |
|--------------------------------------|--------------|--------------------------------|----------------------|---------------|----------------------|----------------------|----------------------|-------------|-----|--------------|------------------|---------------|
| <b>LAIF</b>                          |              |                                |                      |               |                      |                      |                      |             |     |              |                  |               |
| SYS18000                             | 18000        | Local Agency Investment Fund   |                      |               | 30,000,000.00        | 30,009,180.96        | 30,000,000.00        | 0.634       |     | 0.634        | 1                |               |
| SYS18001                             | 18001        | Local Agency Investment Fund   |                      |               | 21,350,000.00        | 21,356,533.78        | 21,350,000.00        | 0.634       |     | 0.634        | 1                |               |
| <b>Subtotal and Average</b>          |              |                                | <b>62,435,597.83</b> |               | <b>51,350,000.00</b> | <b>51,365,714.74</b> | <b>51,350,000.00</b> |             |     | <b>0.634</b> | <b>1</b>         |               |
| <b>Federal Agency - Non Callable</b> |              |                                |                      |               |                      |                      |                      |             |     |              |                  |               |
| 3134G3S50                            | 13-0036      | Federal Home Loan Mort Corp    |                      | 10/18/2012    | 2,000,000.00         | 2,000,480.00         | 2,000,000.00         | 0.625       |     | 0.625        | 31               | 11/01/2016    |
| 3130A0C65                            | 16-0093      | Federal Home Loan Bank         |                      | 12/30/2015    | 1,000,000.00         | 1,000,680.00         | 999,671.93           | 0.625       |     | 0.762        | 88               | 12/28/2016    |
| 3137EADJ5                            | 16-0131      | Federal Home Loan Mort Corp    |                      | 02/25/2016    | 1,000,000.00         | 1,003,100.00         | 1,002,535.79         | 1.000       |     | 0.691        | 300              | 07/28/2017    |
| 3130A62S5                            | 16-0104      | Federal Home Loan Bank         |                      | 01/15/2016    | 1,000,000.00         | 1,000,810.00         | 998,721.17           | 0.750       |     | 0.892        | 331              | 08/28/2017    |
| 3130A14K1                            | 14-0050      | Federal Home Loan Bank         |                      | 03/26/2014    | 1,000,000.00         | 1,004,710.00         | 1,000,000.00         | 1.050       |     | 1.050        | 360              | 09/26/2017    |
| 3133ECBX1                            | 13-0068      | Federal Farm Credit Bank       |                      | 12/28/2012    | 1,000,000.00         | 1,001,050.00         | 1,000,000.00         | 0.820       |     | 0.820        | 362              | 09/28/2017    |
| 3133ECBX1                            | 13-0069      | Federal Farm Credit Bank       |                      | 12/28/2012    | 1,000,000.00         | 1,001,050.00         | 1,000,000.00         | 0.820       |     | 0.820        | 362              | 09/28/2017    |
| 3133EFYM3                            | 16-0112      | Federal Farm Credit Bank       |                      | 02/11/2016    | 1,000,000.00         | 1,000,060.00         | 1,000,000.00         | 0.800       |     | 0.800        | 436              | 12/11/2017    |
| 3134G7Q95                            | 16-0118      | Federal Home Loan Mort Corp    |                      | 02/18/2016    | 1,000,000.00         | 1,001,300.00         | 1,000,061.37         | 0.850       |     | 0.845        | 485              | 01/29/2018    |
| 3135G0UE1                            | 13-0088      | Federal National Mortgage Assc |                      | 02/14/2013    | 2,000,000.00         | 2,003,060.00         | 2,000,000.00         | 1.000       |     | 1.008        | 501              | 02/14/2018    |
| 3133EFF51                            | 16-0127      | Federal Farm Credit Bank       |                      | 02/26/2016    | 1,000,000.00         | 1,000,360.00         | 1,000,000.00         | 0.850       |     | 0.850        | 513              | 02/26/2018    |
| 3130A7CX1                            | 16-0123      | Federal Home Loan Bank         |                      | 02/22/2016    | 1,000,000.00         | 1,000,800.00         | 1,000,183.78         | 0.875       |     | 0.862        | 534              | 03/19/2018    |
| 3133ECPB4                            | 16-0120      | Federal Farm Credit Bank       |                      | 02/22/2016    | 750,000.00           | 750,810.00           | 749,874.60           | 0.875       |     | 0.885        | 590              | 05/14/2018    |
| 3133807A9                            | 16-0136      | Federal Home Loan Bank         |                      | 03/02/2016    | 565,000.00           | 567,090.50           | 565,737.19           | 1.060       |     | 0.980        | 606              | 05/30/2018    |
| 313373UU4                            | 16-0114      | Federal Home Loan Bank         |                      | 02/17/2016    | 1,000,000.00         | 1,032,350.00         | 1,031,306.88         | 2.750       |     | 0.870        | 615              | 06/08/2018    |
| 3133EFSH1                            | 16-0089      | Federal Farm Credit Bank       |                      | 12/21/2015    | 1,000,000.00         | 1,003,970.00         | 998,661.42           | 1.170       |     | 1.250        | 621              | 06/14/2018    |
| 3133EFD87                            | 16-0134      | Federal Farm Credit Bank       |                      | 03/02/2016    | 1,000,000.00         | 1,000,060.00         | 998,509.29           | 0.875       |     | 0.962        | 632              | 06/25/2018    |
| 3130A8BD4                            | 16-0170      | Federal Home Loan Bank         |                      | 05/27/2016    | 2,000,000.00         | 2,007,680.00         | 1,995,974.79         | 0.875       |     | 0.992        | 636              | 06/29/2018    |
| 3135G0E33                            | 16-0156      | Federal National Mortgage Assc |                      | 05/19/2016    | 1,000,000.00         | 1,005,010.00         | 1,003,290.70         | 1.125       |     | 0.940        | 657              | 07/20/2018    |
| 3133EFCN5                            | 16-0031      | Federal Farm Credit Bank       |                      | 09/16/2015    | 1,000,000.00         | 1,004,820.00         | 998,994.24           | 1.100       |     | 1.153        | 703              | 09/04/2018    |
| 3134G44S4                            | 15-0028      | Federal Home Loan Mort Corp    |                      | 11/17/2014    | 1,000,000.00         | 1,000,970.00         | 1,000,000.00         | 1.000       |     | 1.541        | 789              | 11/29/2018    |
| 3133EFRQ2                            | 16-0082      | Federal Farm Credit Bank       |                      | 12/03/2015    | 1,000,000.00         | 1,008,910.00         | 1,000,000.00         | 1.300       |     | 1.300        | 793              | 12/03/2018    |
| 3133EFZN0                            | 16-0121      | Federal Farm Credit Bank       |                      | 02/24/2016    | 1,000,000.00         | 1,001,770.00         | 999,505.97           | 1.030       |     | 1.051        | 864              | 02/12/2019    |
| 3133EFZN0                            | 16-0124      | Federal Farm Credit Bank       |                      | 02/24/2016    | 1,000,000.00         | 1,001,770.00         | 999,011.95           | 1.030       |     | 1.073        | 864              | 02/12/2019    |
| 3133782M2                            | 16-0137      | Federal Home Loan Bank         |                      | 03/04/2016    | 1,000,000.00         | 1,013,070.00         | 1,009,312.06         | 1.500       |     | 1.110        | 888              | 03/08/2019    |
| 3137EADG1                            | 16-0157      | Federal Home Loan Mort Corp    |                      | 05/19/2016    | 1,000,000.00         | 1,020,880.00         | 1,017,140.70         | 1.750       |     | 1.094        | 971              | 05/30/2019    |
| 3130A8DB6                            | 16-0178      | Federal Home Loan Bank         |                      | 06/03/2016    | 2,000,000.00         | 2,008,300.00         | 1,999,250.27         | 1.125       |     | 1.139        | 993              | 06/21/2019    |
| 3134G3XJ4                            | 16-0148      | Federal Home Loan Mort Corp    |                      | 05/11/2016    | 1,000,000.00         | 1,012,930.00         | 1,014,255.84         | 1.500       |     | 0.970        | 999              | 06/27/2019    |
| 3133EAXS2                            | 16-0145      | Federal Farm Credit Bank       |                      | 05/06/2016    | 500,000.00           | 504,635.00           | 504,653.59           | 1.340       |     | 1.000        | 1,018            | 07/16/2019    |
| 3133EFPR2                            | 16-0068      | Federal Farm Credit Bank       |                      | 11/19/2015    | 1,000,000.00         | 1,017,270.00         | 1,000,000.00         | 1.600       |     | 1.600        | 1,144            | 11/19/2019    |
| 3133EFBF3                            | 16-0023      | Federal Farm Credit Bank       |                      | 08/28/2015    | 2,000,000.00         | 2,034,680.00         | 1,997,608.47         | 1.650       |     | 1.682        | 1,426            | 08/27/2020    |
| <b>Subtotal and Average</b>          |              |                                | <b>38,203,417.01</b> |               | <b>34,815,000.00</b> | <b>35,014,435.50</b> | <b>34,884,262.00</b> |             |     | <b>1.031</b> | <b>655</b>       |               |

**Oceanside Quarterly Report**  
**Portfolio Management**  
**Portfolio Details - Investments**  
**September 30, 2016**

| CUSIP                            | Investment # | Issuer                         | Average Balance | Purchase Date | Par Value    | Market Value | Book Value   | Stated Rate | S&P | YTM   | Days to Maturity | Maturity Date |
|----------------------------------|--------------|--------------------------------|-----------------|---------------|--------------|--------------|--------------|-------------|-----|-------|------------------|---------------|
| <b>Federal Agency - Callable</b> |              |                                |                 |               |              |              |              |             |     |       |                  |               |
| 3134G64W0                        | 15-0108      | Federal Home Loan Mort Corp    |                 | 06/23/2015    | 1,000,000.00 | 1,001,740.00 | 1,000,000.00 | 0.900       |     | 0.900 | 265              | 06/23/2017    |
| 3133EC3G7                        | 13-0049      | Federal Farm Credit Bank       |                 | 12/03/2012    | 2,000,000.00 | 1,999,980.00 | 2,000,000.00 | 0.800       |     | 0.820 | 324              | 08/21/2017    |
| 3136G1MQ9                        | 13-0109      | Federal National Mortgage Assc |                 | 05/28/2013    | 1,000,000.00 | 1,000,020.00 | 1,000,000.00 | 0.750       |     | 0.750 | 331              | 08/28/2017    |
| 3133ECA95                        | 13-0063      | Federal Farm Credit Bank       |                 | 12/18/2012    | 2,000,000.00 | 2,000,020.00 | 2,000,000.00 | 0.790       |     | 0.795 | 352              | 09/18/2017    |
| 3133EC2Y9                        | 13-0047      | Federal Farm Credit Bank       |                 | 11/20/2012    | 1,000,000.00 | 1,000,000.00 | 1,000,000.00 | 0.850       |     | 0.850 | 415              | 11/20/2017    |
| 3133EC2Y9                        | 13-0051      | Federal Farm Credit Bank       |                 | 12/05/2012    | 1,445,000.00 | 1,445,000.00 | 1,445,000.00 | 0.850       |     | 0.850 | 415              | 11/20/2017    |
| 3134G3Y38                        | 13-0048      | Federal Home Loan Mort Corp    |                 | 11/27/2012    | 2,000,000.00 | 1,998,420.00 | 2,000,000.00 | 0.900       |     | 0.900 | 422              | 11/27/2017    |
| 3133EC7A6                        | 13-0057      | Federal Farm Credit Bank       |                 | 12/12/2012    | 1,000,000.00 | 1,000,000.00 | 1,000,000.00 | 0.820       |     | 0.820 | 437              | 12/12/2017    |
| 3133EC7A6                        | 13-0058      | Federal Farm Credit Bank       |                 | 12/12/2012    | 1,000,000.00 | 1,000,000.00 | 1,000,000.00 | 0.820       |     | 0.845 | 437              | 12/12/2017    |
| 313381K95                        | 13-0064      | Federal Home Loan Bank         |                 | 12/28/2012    | 2,000,000.00 | 1,999,040.00 | 2,000,000.00 | 0.840       |     | 0.840 | 453              | 12/28/2017    |
| 3134G32Y5                        | 13-0067      | Federal Home Loan Mort Corp    |                 | 12/28/2012    | 2,000,000.00 | 2,000,100.00 | 2,000,000.00 | 0.900       |     | 0.931 | 453              | 12/28/2017    |
| 3134G33Y4                        | 13-0073      | Federal Home Loan Mort Corp    |                 | 01/22/2013    | 2,000,000.00 | 2,000,040.00 | 2,000,000.00 | 0.950       |     | 0.981 | 478              | 01/22/2018    |
| 3136G1AZ2                        | 13-0072      | Federal National Mortgage Assc |                 | 01/30/2013    | 2,000,000.00 | 2,000,140.00 | 2,000,000.00 | 1.000       |     | 1.000 | 486              | 01/30/2018    |
| 3135G0TV5                        | 13-0076      | Federal National Mortgage Assc |                 | 01/30/2013    | 1,000,000.00 | 999,580.00   | 1,000,000.00 | 1.030       |     | 1.030 | 486              | 01/30/2018    |
| 3135G0TV5                        | 13-0079      | Federal National Mortgage Assc |                 | 01/30/2013    | 2,000,000.00 | 1,999,160.00 | 2,000,000.00 | 1.030       |     | 1.030 | 486              | 01/30/2018    |
| 3135G0B77                        | 16-0117      | Federal National Mortgage Assc |                 | 02/18/2016    | 1,000,000.00 | 1,004,670.00 | 1,004,279.82 | 2.000       |     | 1.359 | 486              | 01/30/2018    |
| 3136G1BK4                        | 13-0078      | Federal National Mortgage Assc |                 | 02/05/2013    | 1,000,000.00 | 1,000,040.00 | 1,000,000.00 | 1.000       |     | 1.000 | 492              | 02/05/2018    |
| 3134G7E31                        | 16-0040      | Federal Home Loan Mort Corp    |                 | 10/19/2015    | 1,000,000.00 | 1,000,480.00 | 1,000,000.00 | 1.000       |     | 1.000 | 565              | 04/19/2018    |
| 3133ECMF8                        | 13-0097      | Federal Farm Credit Bank       |                 | 04/30/2013    | 2,000,000.00 | 2,000,000.00 | 2,000,000.00 | 0.980       |     | 0.980 | 570              | 04/24/2018    |
| 3134G42G2                        | 13-0121      | Federal Home Loan Mort Corp    |                 | 05/23/2013    | 2,000,000.00 | 2,000,020.00 | 2,000,000.00 | 1.050       |     | 1.050 | 576              | 04/30/2018    |
| 3136G1KD0                        | 13-0102      | Federal National Mortgage Assc |                 | 05/15/2013    | 2,000,000.00 | 2,000,220.00 | 2,000,000.00 | 1.000       |     | 1.020 | 576              | 04/30/2018    |
| 3133ECNY6                        | 13-0100      | Federal Farm Credit Bank       |                 | 05/08/2013    | 1,000,000.00 | 998,620.00   | 1,000,000.00 | 0.950       |     | 0.950 | 584              | 05/08/2018    |
| 3133ECNY6                        | 13-0101      | Federal Farm Credit Bank       |                 | 05/08/2013    | 1,000,000.00 | 998,620.00   | 1,000,000.00 | 0.950       |     | 0.950 | 584              | 05/08/2018    |
| 3136G1LE7                        | 13-0099      | Federal National Mortgage Assc |                 | 05/15/2013    | 1,000,000.00 | 1,000,020.00 | 1,000,000.00 | 1.010       |     | 1.010 | 591              | 05/15/2018    |
| 3133ECQ56                        | 13-0104      | Federal Farm Credit Bank       |                 | 05/22/2013    | 2,000,000.00 | 1,999,200.00 | 2,000,000.00 | 1.080       |     | 1.083 | 598              | 05/22/2018    |
| 3133ECQ56                        | 13-0105      | Federal Farm Credit Bank       |                 | 05/22/2013    | 2,000,000.00 | 1,999,200.00 | 2,000,000.00 | 1.080       |     | 1.080 | 598              | 05/22/2018    |
| 3135G0XK4                        | 13-0111      | Federal National Mortgage Assc |                 | 05/30/2013    | 1,000,000.00 | 999,560.00   | 1,000,000.00 | 1.050       |     | 1.069 | 601              | 05/25/2018    |
| 3135G0XK4                        | 13-0112      | Federal National Mortgage Assc |                 | 05/30/2013    | 2,000,000.00 | 1,999,120.00 | 2,000,000.00 | 1.050       |     | 1.050 | 601              | 05/25/2018    |
| 3133837A3                        | 13-0115      | Federal Home Loan Bank         |                 | 06/13/2013    | 1,000,000.00 | 1,000,590.00 | 1,000,000.00 | 1.100       |     | 1.100 | 620              | 06/13/2018    |
| 3133837A3                        | 13-0116      | Federal Home Loan Bank         |                 | 06/13/2013    | 1,000,000.00 | 1,000,590.00 | 1,000,000.00 | 1.100       |     | 1.100 | 620              | 06/13/2018    |
| 3133837A3                        | 13-0117      | Federal Home Loan Bank         |                 | 06/13/2013    | 2,000,000.00 | 2,001,180.00 | 2,000,000.00 | 1.100       |     | 1.100 | 620              | 06/13/2018    |
| 3136G14S5                        | 15-0093      | Federal National Mortgage Assc |                 | 05/29/2015    | 1,000,000.00 | 1,000,150.00 | 1,000,000.00 | 1.000       |     | 1.310 | 634              | 06/27/2018    |
| 3130A6X44                        | 16-0100      | Federal Home Loan Bank         |                 | 01/11/2016    | 2,000,000.00 | 2,000,980.00 | 2,000,000.00 | 1.250       |     | 1.250 | 636              | 06/29/2018    |
| 3134G8XA2                        | 16-0141      | Federal Home Loan Mort Corp    |                 | 04/27/2016    | 1,000,000.00 | 1,000,140.00 | 1,000,000.00 | 1.000       |     | 1.000 | 664              | 07/27/2018    |
| 3135G0M75                        | 17-0035      | Federal National Mortgage Assc |                 | 07/27/2016    | 1,000,000.00 | 997,530.00   | 998,437.78   | 0.875       |     | 0.971 | 664              | 07/27/2018    |
| 3134G9HJ9                        | 16-0154      | Federal Home Loan Mort Corp    |                 | 05/19/2016    | 1,000,000.00 | 1,000,160.00 | 999,629.31   | 1.000       |     | 1.034 | 678              | 08/10/2018    |
| 3134G8MV8                        | 16-0129      | Federal Home Loan Mort Corp    |                 | 03/14/2016    | 1,000,000.00 | 1,000,390.00 | 1,000,000.00 | 1.000       |     | 1.000 | 713              | 09/14/2018    |
| 3134G7TZ4                        | 16-0026      | Federal Home Loan Mort Corp    |                 | 09/18/2015    | 1,000,000.00 | 1,017,180.00 | 1,000,000.00 | 1.300       |     | 1.300 | 717              | 09/18/2018    |

**Oceanside Quarterly Report  
Portfolio Management  
Portfolio Details - Investments  
September 30, 2016**

| CUSIP                            | Investment # | Issuer                         | Average Balance | Purchase Date | Par Value    | Market Value | Book Value   | Stated Rate | S&P | YTM   | Days to Maturity | Maturity Date |
|----------------------------------|--------------|--------------------------------|-----------------|---------------|--------------|--------------|--------------|-------------|-----|-------|------------------|---------------|
| <b>Federal Agency - Callable</b> |              |                                |                 |               |              |              |              |             |     |       |                  |               |
| 3134G65E9                        | 15-0097      | Federal Home Loan Mort Corp    |                 | 06/24/2015    | 1,000,000.00 | 1,008,220.00 | 1,000,000.00 | 1.325       |     | 1.325 | 723              | 09/24/2018    |
| 3130A7GC3                        | 16-0143      | Federal Home Loan Bank         |                 | 05/03/2016    | 890,000.00   | 891,254.90   | 889,878.82   | 1.050       |     | 1.060 | 727              | 09/28/2018    |
| 3133EFJE8                        | 16-0042      | Federal Farm Credit Bank       |                 | 10/19/2015    | 1,350,000.00 | 1,348,852.50 | 1,349,966.25 | 1.070       |     | 1.087 | 748              | 10/19/2018    |
| 3130A6ZD2                        | 16-0097      | Federal Home Loan Bank         |                 | 01/26/2016    | 1,000,000.00 | 1,000,340.00 | 1,000,000.00 | 1.375       |     | 1.375 | 755              | 10/26/2018    |
| 3134G8YU7                        | 16-0139      | Federal Home Loan Mort Corp    |                 | 04/26/2016    | 1,000,000.00 | 1,000,500.00 | 1,000,000.00 | 1.050       |     | 1.050 | 755              | 10/26/2018    |
| 3134G8YU7                        | 16-0140      | Federal Home Loan Mort Corp    |                 | 04/26/2016    | 1,000,000.00 | 1,000,500.00 | 999,710.28   | 1.050       |     | 1.064 | 755              | 10/26/2018    |
| 3136G2PX9                        | 16-0050      | Federal National Mortgage Assc |                 | 10/26/2015    | 1,000,000.00 | 1,000,050.00 | 1,000,000.00 | 1.060       |     | 1.060 | 755              | 10/26/2018    |
| 3136G2PF8                        | 16-0055      | Federal National Mortgage Assc |                 | 10/29/2015    | 1,000,000.00 | 1,000,040.00 | 1,000,000.00 | 1.125       |     | 1.125 | 758              | 10/29/2018    |
| 3135G0G49                        | 16-0061      | Federal National Mortgage Assc |                 | 11/16/2015    | 1,000,000.00 | 1,000,010.00 | 1,000,000.00 | 1.160       |     | 1.197 | 776              | 11/16/2018    |
| 3136G2H91                        | 15-0083      | Federal National Mortgage Assc |                 | 05/20/2015    | 2,000,000.00 | 2,014,460.00 | 1,999,389.68 | 1.250       |     | 1.265 | 780              | 11/20/2018    |
| 3134G8M22                        | 16-0122      | Federal Home Loan Mort Corp    |                 | 02/23/2016    | 1,000,000.00 | 1,000,640.00 | 999,893.50   | 1.050       |     | 1.060 | 783              | 11/23/2018    |
| 3136G2UA3                        | 16-0064      | Federal National Mortgage Assc |                 | 11/30/2015    | 1,000,000.00 | 1,000,760.00 | 1,000,000.00 | 1.350       |     | 1.350 | 790              | 11/30/2018    |
| 3136G2TX5                        | 16-0065      | Federal National Mortgage Assc |                 | 11/30/2015    | 1,750,000.00 | 1,750,735.00 | 1,749,354.69 | 1.230       |     | 1.307 | 790              | 11/30/2018    |
| 3130A8AZ6                        | 16-0183      | Federal Home Loan Bank         |                 | 06/14/2016    | 1,000,000.00 | 1,001,120.00 | 1,001,047.14 | 1.150       |     | 1.089 | 804              | 12/14/2018    |
| 3134G8MY2                        | 16-0128      | Federal Home Loan Mort Corp    |                 | 03/17/2016    | 1,000,000.00 | 999,750.00   | 1,000,000.00 | 1.080       |     | 1.080 | 807              | 12/17/2018    |
| 3134G9WB9                        | 16-0186      | Federal Home Loan Mort Corp    |                 | 06/28/2016    | 1,000,000.00 | 998,540.00   | 1,000,000.00 | 1.000       |     | 1.000 | 818              | 12/28/2018    |
| 3130A6ZG5                        | 16-0105      | Federal Home Loan Bank         |                 | 01/25/2016    | 1,000,000.00 | 1,004,010.00 | 1,003,144.50 | 1.875       |     | 0.875 | 846              | 01/25/2019    |
| 3130A8VZ3                        | 17-0038      | Federal Home Loan Bank         |                 | 07/28/2016    | 2,000,000.00 | 1,999,040.00 | 2,000,000.00 | 1.050       |     | 1.050 | 846              | 01/25/2019    |
| 3134G8X95                        | 16-0138      | Federal Home Loan Mort Corp    |                 | 04/25/2016    | 600,000.00   | 600,138.00   | 600,000.00   | 1.100       |     | 1.100 | 846              | 01/25/2019    |
| 3130A8V26                        | 17-0057      | Federal Home Loan Bank         |                 | 08/29/2016    | 1,000,000.00 | 1,000,300.00 | 1,000,000.00 | 1.050       |     | 1.050 | 864              | 02/12/2019    |
| 3133EFC96                        | 16-0119      | Federal Farm Credit Bank       |                 | 02/19/2016    | 1,000,000.00 | 999,410.00   | 1,000,000.00 | 1.140       |     | 1.171 | 871              | 02/19/2019    |
| 3133EFC70                        | 16-0115      | Federal Farm Credit Bank       |                 | 02/22/2016    | 1,000,000.00 | 999,390.00   | 1,000,000.00 | 1.120       |     | 1.120 | 874              | 02/22/2019    |
| 3133EFC70                        | 16-0126      | Federal Farm Credit Bank       |                 | 02/23/2016    | 1,000,000.00 | 999,390.00   | 999,607.24   | 1.120       |     | 1.154 | 874              | 02/22/2019    |
| 3134G96J1                        | 17-0055      | Federal Home Loan Mort Corp    |                 | 08/26/2016    | 2,000,000.00 | 1,998,280.00 | 2,000,000.00 | 1.000       |     | 1.000 | 877              | 02/25/2019    |
| 3134G9SB4                        | 16-0171      | Federal Home Loan Mort Corp    |                 | 06/22/2016    | 1,000,000.00 | 1,000,900.00 | 1,000,000.00 | 1.250       |     | 1.250 | 902              | 03/22/2019    |
| 3130A85P4                        | 16-0163      | Federal Home Loan Bank         |                 | 05/24/2016    | 1,000,000.00 | 1,001,290.00 | 999,676.39   | 1.250       |     | 1.267 | 965              | 05/24/2019    |
| 3130A92Y6                        | 17-0063      | Federal Home Loan Bank         |                 | 08/30/2016    | 1,000,000.00 | 997,950.00   | 1,000,000.00 | 1.030       |     | 1.030 | 969              | 05/28/2019    |
| 3136G3RM9                        | 16-0172      | Federal National Mortgage Assc |                 | 06/21/2016    | 1,000,000.00 | 1,000,310.00 | 999,866.67   | 1.400       |     | 1.410 | 993              | 06/21/2019    |
| 3134G9SL2                        | 16-0176      | Federal Home Loan Mort Corp    |                 | 06/28/2016    | 1,000,000.00 | 1,001,340.00 | 1,000,000.00 | 1.300       |     | 1.300 | 1,000            | 06/28/2019    |
| 3136G3TB1                        | 16-0188      | Federal National Mortgage Assc |                 | 06/28/2016    | 1,000,000.00 | 998,600.00   | 1,000,000.00 | 1.100       |     | 1.100 | 1,000            | 06/28/2019    |
| 3136G3WJ0                        | 17-0006      | Federal National Mortgage Assc |                 | 07/19/2016    | 1,000,000.00 | 996,260.00   | 1,000,000.00 | 1.000       |     | 1.000 | 1,021            | 07/19/2019    |
| 3136G3R56                        | 17-0023      | Federal National Mortgage Assc |                 | 07/26/2016    | 2,000,000.00 | 2,000,500.00 | 2,000,000.00 | 1.050       |     | 1.050 | 1,028            | 07/26/2019    |
| 3135G0M91                        | 17-0025      | Federal National Mortgage Assc |                 | 07/26/2016    | 1,000,000.00 | 999,990.00   | 999,648.61   | 1.125       |     | 1.144 | 1,028            | 07/26/2019    |
| 3130A92Z3                        | 17-0058      | Federal Home Loan Bank         |                 | 08/30/2016    | 1,000,000.00 | 998,000.00   | 1,000,000.00 | 1.070       |     | 1.070 | 1,061            | 08/28/2019    |
| 3130A92Z3                        | 17-0059      | Federal Home Loan Bank         |                 | 08/30/2016    | 700,000.00   | 698,600.00   | 699,840.15   | 1.070       |     | 1.079 | 1,061            | 08/28/2019    |
| 3130A92Z3                        | 17-0060      | Federal Home Loan Bank         |                 | 08/30/2016    | 600,000.00   | 598,800.00   | 599,862.99   | 1.070       |     | 1.079 | 1,061            | 08/28/2019    |
| 3136G34L6                        | 17-0044      | Federal National Mortgage Assc |                 | 09/06/2016    | 2,000,000.00 | 1,997,120.00 | 1,999,069.44 | 1.125       |     | 1.142 | 1,070            | 09/06/2019    |
| 3130A6GD3                        | 16-0028      | Federal Home Loan Bank         |                 | 09/25/2015    | 1,000,000.00 | 1,004,290.00 | 1,000,000.00 | 1.500       |     | 1.500 | 1,089            | 09/25/2019    |

**Oceanside Quarterly Report  
Portfolio Management  
Portfolio Details - Investments  
September 30, 2016**

| CUSIP                            | Investment # | Issuer                         | Average Balance | Purchase Date | Par Value    | Market Value | Book Value   | Stated Rate | S&P | YTM   | Days to Maturity | Maturity Date |
|----------------------------------|--------------|--------------------------------|-----------------|---------------|--------------|--------------|--------------|-------------|-----|-------|------------------|---------------|
| <b>Federal Agency - Callable</b> |              |                                |                 |               |              |              |              |             |     |       |                  |               |
| 3130A6GD3                        | 16-0029      | Federal Home Loan Bank         |                 | 09/25/2015    | 1,000,000.00 | 1,004,290.00 | 1,000,000.00 | 1.500       |     | 1.500 | 1,089            | 09/25/2019    |
| 3136G35T8                        | 17-0074      | Federal National Mortgage Assc |                 | 09/27/2016    | 1,000,000.00 | 999,950.00   | 1,000,000.00 | 1.200       |     | 1.200 | 1,091            | 09/27/2019    |
| 3130A8LZ4                        | 17-0010      | Federal Home Loan Bank         |                 | 07/11/2016    | 1,000,000.00 | 1,000,030.00 | 1,000,000.00 | 1.125       |     | 1.125 | 1,105            | 10/11/2019    |
| 3133EFJJ7                        | 16-0046      | Federal Farm Credit Bank       |                 | 10/21/2015    | 1,000,000.00 | 1,000,160.00 | 1,000,000.00 | 1.420       |     | 1.420 | 1,115            | 10/21/2019    |
| 3133EFKY2                        | 16-0044      | Federal Farm Credit Bank       |                 | 10/28/2015    | 1,000,000.00 | 1,000,020.00 | 1,000,000.00 | 1.360       |     | 1.360 | 1,122            | 10/28/2019    |
| 3133EFKY2                        | 16-0047      | Federal Farm Credit Bank       |                 | 10/28/2015    | 2,000,000.00 | 2,000,040.00 | 1,999,812.50 | 1.360       |     | 1.392 | 1,122            | 10/28/2019    |
| 3130A6NA1                        | 16-0045      | Federal Home Loan Bank         |                 | 10/29/2015    | 1,000,000.00 | 996,700.00   | 1,000,000.00 | 1.400       |     | 1.400 | 1,123            | 10/29/2019    |
| 3136G2RQ2                        | 16-0056      | Federal National Mortgage Assc |                 | 10/29/2015    | 1,000,000.00 | 1,000,080.00 | 1,000,000.00 | 1.400       |     | 1.400 | 1,123            | 10/29/2019    |
| 3136G2R74                        | 16-0052      | Federal National Mortgage Assc |                 | 11/05/2015    | 2,000,000.00 | 2,000,520.00 | 2,000,000.00 | 1.400       |     | 1.400 | 1,130            | 11/05/2019    |
| 3130A8VB6                        | 17-0029      | Federal Home Loan Bank         |                 | 08/15/2016    | 1,000,000.00 | 999,000.00   | 1,000,000.00 | 1.150       |     | 1.150 | 1,140            | 11/15/2019    |
| 3136G2RL3                        | 16-0062      | Federal National Mortgage Assc |                 | 11/20/2015    | 2,000,000.00 | 2,001,020.00 | 2,000,000.00 | 1.375       |     | 1.385 | 1,145            | 11/20/2019    |
| 3134G9KF3                        | 16-0147      | Federal Home Loan Mort Corp    |                 | 05/25/2016    | 1,000,000.00 | 1,000,000.00 | 1,000,000.00 | 1.200       |     | 1.200 | 1,150            | 11/25/2019    |
| 3136G2SU2                        | 16-0076      | Federal National Mortgage Assc |                 | 11/25/2015    | 1,000,000.00 | 1,000,650.00 | 1,000,000.00 | 1.500       |     | 1.500 | 1,150            | 11/25/2019    |
| 3136G3QD0                        | 16-0158      | Federal National Mortgage Assc |                 | 05/26/2016    | 1,000,000.00 | 1,003,260.00 | 999,673.61   | 1.300       |     | 1.315 | 1,151            | 11/26/2019    |
| 3133EFRM1                        | 16-0083      | Federal Farm Credit Bank       |                 | 12/02/2015    | 1,000,000.00 | 1,000,740.00 | 1,000,000.00 | 1.640       |     | 1.640 | 1,157            | 12/02/2019    |
| 3134G9RY5                        | 16-0169      | Federal Home Loan Mort Corp    |                 | 06/13/2016    | 1,000,000.00 | 1,001,850.00 | 1,000,000.00 | 1.375       |     | 1.375 | 1,168            | 12/13/2019    |
| 3136G3TC9                        | 16-0196      | Federal National Mortgage Assc |                 | 06/30/2016    | 1,000,000.00 | 997,590.00   | 999,876.39   | 1.250       |     | 1.257 | 1,185            | 12/30/2019    |
| 3136G3TW5                        | 16-0198      | Federal National Mortgage Assc |                 | 06/30/2016    | 1,000,000.00 | 1,000,120.00 | 999,252.78   | 1.150       |     | 1.179 | 1,185            | 12/30/2019    |
| 3136G3TF2                        | 16-0201      | Federal National Mortgage Assc |                 | 06/30/2016    | 1,000,000.00 | 1,001,690.00 | 1,000,000.00 | 1.200       |     | 1.200 | 1,185            | 12/30/2019    |
| 3136G3E27                        | 17-0030      | Federal National Mortgage Assc |                 | 07/28/2016    | 1,000,000.00 | 995,490.00   | 999,175.00   | 1.100       |     | 1.129 | 1,214            | 01/28/2020    |
| 3130A74D4                        | 16-0106      | Federal Home Loan Bank         |                 | 02/03/2016    | 1,000,000.00 | 1,001,570.00 | 1,000,000.00 | 1.500       |     | 1.500 | 1,220            | 02/03/2020    |
| 3130A76D2                        | 16-0111      | Federal Home Loan Bank         |                 | 02/24/2016    | 1,000,000.00 | 1,001,400.00 | 1,000,000.00 | 1.530       |     | 1.530 | 1,241            | 02/24/2020    |
| 3133EFH59                        | 16-0133      | Federal Farm Credit Bank       |                 | 03/02/2016    | 1,000,000.00 | 1,000,900.00 | 1,000,000.00 | 1.380       |     | 1.380 | 1,248            | 03/02/2020    |
| 3136G3WK7                        | 16-0202      | Federal National Mortgage Assc |                 | 06/30/2016    | 1,000,000.00 | 996,460.00   | 1,000,000.00 | 1.220       |     | 1.220 | 1,276            | 03/30/2020    |
| 3136G3WK7                        | 16-0204      | Federal National Mortgage Assc |                 | 06/30/2016    | 1,000,000.00 | 996,460.00   | 1,000,000.00 | 1.220       |     | 1.220 | 1,276            | 03/30/2020    |
| 3133EGBL8                        | 16-0161      | Federal Farm Credit Bank       |                 | 05/23/2016    | 1,500,000.00 | 1,500,495.00 | 1,496,637.64 | 1.370       |     | 1.461 | 1,326            | 05/19/2020    |
| 3136G3U37                        | 17-0037      | Federal National Mortgage Assc |                 | 08/22/2016    | 2,000,000.00 | 1,992,100.00 | 2,000,000.00 | 1.300       |     | 1.300 | 1,329            | 05/22/2020    |
| 3134GAHL1                        | 17-0048      | Federal Home Loan Mort Corp    |                 | 08/26/2016    | 1,000,000.00 | 999,590.00   | 1,000,000.00 | 1.200       |     | 1.200 | 1,333            | 05/26/2020    |
| 3134GAHL1                        | 17-0056      | Federal Home Loan Mort Corp    |                 | 08/26/2016    | 1,000,000.00 | 999,590.00   | 1,000,000.00 | 1.200       |     | 1.200 | 1,333            | 05/26/2020    |
| 3136G3NZ4                        | 16-0165      | Federal National Mortgage Assc |                 | 05/27/2016    | 1,000,000.00 | 1,000,230.00 | 999,518.79   | 1.500       |     | 1.539 | 1,336            | 05/29/2020    |
| 3133EGHP3                        | 16-0189      | Federal Farm Credit Bank       |                 | 06/29/2016    | 1,000,000.00 | 1,000,610.00 | 1,000,000.00 | 1.420       |     | 1.420 | 1,367            | 06/29/2020    |
| 3133EGHP3                        | 16-0191      | Federal Farm Credit Bank       |                 | 06/29/2016    | 1,000,000.00 | 1,000,610.00 | 1,000,000.00 | 1.420       |     | 1.420 | 1,367            | 06/29/2020    |
| 3136G3SS5                        | 16-0184      | Federal National Mortgage Assc |                 | 06/30/2016    | 1,000,000.00 | 1,000,840.00 | 1,000,000.00 | 1.350       |     | 1.350 | 1,368            | 06/30/2020    |
| 3133EGLB9                        | 17-0018      | Federal Farm Credit Bank       |                 | 07/13/2016    | 1,000,000.00 | 995,260.00   | 999,146.17   | 1.190       |     | 1.218 | 1,381            | 07/13/2020    |
| 3130A8M67                        | 17-0007      | Federal Home Loan Bank         |                 | 07/13/2016    | 2,000,000.00 | 1,986,380.00 | 2,000,000.00 | 1.200       |     | 1.200 | 1,381            | 07/13/2020    |
| 3136G3L45                        | 17-0020      | Federal National Mortgage Assc |                 | 07/28/2016    | 2,000,000.00 | 1,997,600.00 | 2,000,000.00 | 1.250       |     | 1.250 | 1,396            | 07/28/2020    |
| 3136G3T39                        | 17-0027      | Federal National Mortgage Assc |                 | 07/28/2016    | 2,000,000.00 | 1,993,940.00 | 2,000,000.00 | 1.350       |     | 1.350 | 1,396            | 07/28/2020    |
| 3134GABM5                        | 17-0040      | Federal Home Loan Mort Corp    |                 | 08/30/2016    | 1,000,000.00 | 997,040.00   | 1,000,000.00 | 1.300       |     | 1.300 | 1,427            | 08/28/2020    |

**Oceanside Quarterly Report  
Portfolio Management  
Portfolio Details - Investments  
September 30, 2016**

| CUSIP                                    | Investment # | Issuer                         | Average Balance       | Purchase Date | Par Value             | Market Value          | Book Value            | Stated Rate | S&P | YTM          | Days to Maturity | Maturity Date |
|--|--------------|--------------------------------|-----------------------|---------------|-----------------------|-----------------------|-----------------------|-------------|-----|--------------|------------------|---------------|
| <b>Federal Agency - Callable</b>         |              |                                |                       |               |                       |                       |                       |             |     |              |                  |               |
| 3136G3Y58                                | 17-0043      | Federal National Mortgage Assc |                       | 08/30/2016    | 2,000,000.00          | 1,999,180.00          | 2,000,000.00          | 1.250       |     | 1.250        | 1,427            | 08/28/2020    |
| 3134G9QB6                                | 16-0159      | Federal Home Loan Mort Corp    |                       | 05/25/2016    | 1,000,000.00          | 1,001,670.00          | 1,000,000.00          | 1.500       |     | 1.500        | 1,516            | 11/25/2020    |
| 3136G3RG2                                | 16-0164      | Federal National Mortgage Assc |                       | 05/27/2016    | 1,000,000.00          | 1,000,740.00          | 1,000,000.00          | 1.500       |     | 1.500        | 1,521            | 11/30/2020    |
| 3133EGEU5                                | 16-0179      | Federal Farm Credit Bank       |                       | 06/14/2016    | 1,000,000.00          | 1,000,870.00          | 1,000,000.00          | 1.540       |     | 1.540        | 1,535            | 12/14/2020    |
| 3133EGEU5                                | 16-0194      | Federal Farm Credit Bank       |                       | 06/23/2016    | 1,000,000.00          | 1,000,870.00          | 1,000,648.72          | 1.540       |     | 1.519        | 1,535            | 12/14/2020    |
| 3133EGEU5                                | 16-0195      | Federal Farm Credit Bank       |                       | 06/23/2016    | 1,000,000.00          | 1,000,870.00          | 1,000,648.72          | 1.540       |     | 1.519        | 1,535            | 12/14/2020    |
| 3135G0SY0                                | 16-0149      | Federal National Mortgage Assc |                       | 05/12/2016    | 1,000,000.00          | 1,000,150.00          | 1,000,000.00          | 1.600       |     | 1.600        | 1,545            | 12/24/2020    |
| 3136G3UE3                                | 16-0187      | Federal National Mortgage Assc |                       | 06/30/2016    | 1,000,000.00          | 993,470.00            | 999,505.56            | 1.400       |     | 1.423        | 1,551            | 12/30/2020    |
| 3133EGAH8                                | 16-0160      | Federal Farm Credit Bank       |                       | 05/23/2016    | 1,000,000.00          | 1,000,520.00          | 998,403.95            | 1.550       |     | 1.602        | 1,689            | 05/17/2021    |
| 3133EBZ7                                 | 16-0155      | Federal Farm Credit Bank       |                       | 05/25/2016    | 1,000,000.00          | 1,002,390.00          | 1,000,000.00          | 1.660       |     | 1.660        | 1,697            | 05/25/2021    |
| 3133EBZ7                                 | 16-0168      | Federal Farm Credit Bank       |                       | 05/25/2016    | 1,000,000.00          | 1,002,390.00          | 999,005.50            | 1.660       |     | 1.660        | 1,697            | 05/25/2021    |
| 3136G3PR0                                | 16-0166      | Federal National Mortgage Assc |                       | 05/26/2016    | 1,000,000.00          | 1,000,600.00          | 998,368.06            | 1.500       |     | 1.552        | 1,698            | 05/26/2021    |
| 3136G3RJ6                                | 16-0167      | Federal National Mortgage Assc |                       | 06/02/2016    | 1,000,000.00          | 1,001,480.00          | 1,000,000.00          | 1.800       |     | 1.800        | 1,705            | 06/02/2021    |
| 3136G3SL0                                | 16-0177      | Federal National Mortgage Assc |                       | 06/30/2016    | 1,000,000.00          | 1,000,370.00          | 1,000,000.00          | 1.730       |     | 1.730        | 1,733            | 06/30/2021    |
| 3136G3SJ5                                | 16-0190      | Federal National Mortgage Assc |                       | 06/30/2016    | 1,000,000.00          | 996,290.00            | 999,629.17            | 1.500       |     | 1.516        | 1,733            | 06/30/2021    |
| 3133EGKA2                                | 17-0012      | Federal Farm Credit Bank       |                       | 07/06/2016    | 1,000,000.00          | 990,710.00            | 1,000,000.00          | 1.500       |     | 1.500        | 1,739            | 07/06/2021    |
| 3136G3S97                                | 17-0028      | Federal National Mortgage Assc |                       | 07/28/2016    | 2,000,000.00          | 1,990,720.00          | 2,000,000.00          | 1.530       |     | 1.530        | 1,761            | 07/28/2021    |
| 3134G92Y2                                | 17-0024      | Federal Home Loan Mort Corp    |                       | 08/17/2016    | 2,000,000.00          | 2,008,060.00          | 2,008,462.22          | 1.875       |     | 1.758        | 1,781            | 08/17/2021    |
| 3134GAHH0                                | 17-0050      | Federal Home Loan Mort Corp    |                       | 09/15/2016    | 1,000,000.00          | 999,940.00            | 1,000,000.00          | 1.550       |     | 1.550        | 1,810            | 09/15/2021    |
| <b>Subtotal and Average</b>              |              |                                | <b>163,147,896.54</b> |               | <b>164,835,000.00</b> | <b>164,827,145.40</b> | <b>164,835,068.04</b> |             |     | <b>1.203</b> | <b>965</b>       |               |
| <b>Federal Agency Callable - Step Up</b> |              |                                |                       |               |                       |                       |                       |             |     |              |                  |               |
| 3134G72Q3                                | 16-0051      | Federal Home Loan Mort Corp    |                       | 10/29/2015    | 1,000,000.00          | 1,000,090.00          | 1,000,000.00          | 1.250       |     | 1.250        | 940              | 04/29/2019    |
| 3134G8HB8                                | 16-0103      | Federal Home Loan Mort Corp    |                       | 01/27/2016    | 1,000,000.00          | 1,001,100.00          | 1,000,000.00          | 1.000       |     | 1.743        | 1,213            | 01/27/2020    |
| 3134G8HB8                                | 16-0109      | Federal Home Loan Mort Corp    |                       | 01/27/2016    | 1,220,000.00          | 1,221,342.00          | 1,220,000.00          | 1.000       |     | 1.743        | 1,213            | 01/27/2020    |
| 3134G6CT8                                | 15-0056      | Federal Home Loan Mort Corp    |                       | 02/13/2015    | 1,000,000.00          | 1,001,560.00          | 1,000,000.00          | 1.000       |     | 1.000        | 1,230            | 02/13/2020    |
| 3136G3CH6                                | 16-0135      | Federal National Mortgage Assc |                       | 03/23/2016    | 2,000,000.00          | 2,001,040.00          | 2,000,000.00          | 0.850       |     | 1.828        | 1,634            | 03/23/2021    |
| 3134G9YM3                                | 17-0002      | Federal Home Loan Mort Corp    |                       | 07/21/2016    | 1,000,000.00          | 996,700.00            | 1,000,000.00          | 1.500       |     | 1.500        | 1,754            | 07/21/2021    |
| 3134G9YM3                                | 17-0003      | Federal Home Loan Mort Corp    |                       | 07/21/2016    | 1,000,000.00          | 996,700.00            | 1,000,000.00          | 1.500       |     | 1.500        | 1,754            | 07/21/2021    |
| 3134G95X1                                | 17-0062      | Federal Home Loan Mort Corp    |                       | 08/30/2016    | 1,065,000.00          | 1,064,968.05          | 1,065,000.00          | 1.350       |     | 1.723        | 1,791            | 08/27/2021    |
| 3134GAJ9                                 | 17-0064      | Federal Home Loan Mort Corp    |                       | 09/30/2016    | 2,000,000.00          | 1,999,000.00          | 2,000,000.00          | 1.250       |     | 1.976        | 1,825            | 09/30/2021    |
| <b>Subtotal and Average</b>              |              |                                | <b>9,394,565.22</b>   |               | <b>11,285,000.00</b>  | <b>11,282,500.05</b>  | <b>11,285,000.00</b>  |             |     | <b>1.645</b> | <b>1,524</b>     |               |
| <b>Medium Term Notes</b>                 |              |                                |                       |               |                       |                       |                       |             |     |              |                  |               |
| C3331CDA9                                | 14-0051      | Bank of Montreal               |                       | 03/06/2014    | 2,000,000.00          | 2,006,140.00          | 2,007,874.06          | 1.950       |     | 0.744        | 121              | 01/30/2017    |
| 064159EK8                                | 14-0072      | Bank of Nova Scotia            |                       | 05/12/2014    | 1,000,000.00          | 1,000,240.00          | 1,000,688.27          | 1.250       |     | 1.117        | 192              | 04/11/2017    |
| 037833AM2                                | 14-0076      | Apple Inc.                     |                       | 05/30/2014    | 1,000,000.00          | 1,001,200.00          | 1,000,695.75          | 1.050       | AA  | 0.931        | 216              | 05/05/2017    |
| 02665WAF8                                | 15-0002      | American Honda Finance Corp    |                       | 07/15/2014    | 1,500,000.00          | 1,498,695.00          | 1,499,940.99          | 1.200       |     | 1.205        | 286              | 07/14/2017    |

**Oceanside Quarterly Report  
Portfolio Management  
Portfolio Details - Investments  
September 30, 2016**

| CUSIP                                      | Investment # | Issuer                         | Average Balance     | Purchase Date | Par Value           | Market Value        | Book Value          | Stated Rate | S&P | YTM          | Days to Maturity | Maturity Date |
|--|--------------|--------------------------------|---------------------|---------------|---------------------|---------------------|---------------------|-------------|-----|--------------|------------------|---------------|
| <b>Subtotal and Average</b>                |              |                                | <b>7,015,113.40</b> |               | <b>5,500,000.00</b> | <b>5,506,275.00</b> | <b>5,509,199.07</b> |             |     | <b>0.971</b> | <b>196</b>       |               |
| <b>Negotiable CDs -Int paid monthly</b>    |              |                                |                     |               |                     |                     |                     |             |     |              |                  |               |
| 2027505G6                                  | 17-0054      | Commonweath Business Bank LA   |                     | 08/29/2016    | 245,000.00          | 243,555.23          | 245,000.00          | 0.750       |     | 0.750        | 332              | 08/29/2017    |
| 44039TAD1                                  | 17-0067      | Horatio State Bank             |                     | 08/31/2016    | 245,000.00          | 243,289.96          | 245,000.00          | 0.800       |     | 0.800        | 334              | 08/31/2017    |
| 984308EJ1                                  | 17-0071      | Yadkin Bank                    |                     | 09/19/2016    | 245,000.00          | 243,468.51          | 245,000.00          | 0.900       |     | 0.900        | 534              | 03/19/2018    |
| 29266N2X4                                  | 17-0019      | Enerbank USA                   |                     | 07/21/2016    | 245,000.00          | 244,379.81          | 245,000.00          | 1.000       |     | 1.000        | 657              | 07/20/2018    |
| 062683AB3                                  | 17-0070      | Bank of Hope                   |                     | 09/06/2016    | 249,000.00          | 248,552.42          | 249,000.00          | 1.000       |     | 1.000        | 695              | 08/27/2018    |
| 06610TDM4                                  | 17-0065      | Bankers Bank of the WestDnvrCO |                     | 09/14/2016    | 245,000.00          | 245,009.57          | 245,000.00          | 1.050       |     | 1.050        | 713              | 09/14/2018    |
| 55266CSZ0                                  | 17-0045      | MB Financial Bank              |                     | 08/26/2016    | 245,000.00          | 245,232.97          | 245,000.00          | 1.050       |     | 1.051        | 786              | 11/26/2018    |
| 57116AME5                                  | 17-0009      | Marlin Business Bank           |                     | 07/07/2016    | 245,000.00          | 245,444.70          | 245,000.00          | 1.100       |     | 1.100        | 919              | 04/08/2019    |
| 9497485G8                                  | 16-0151      | Wells Fargo Bank               |                     | 05/19/2016    | 245,000.00          | 246,407.08          | 245,000.00          | 1.250       | AA  | 1.250        | 961              | 05/20/2019    |
| 20033AQL3                                  | 16-0152      | Comenity Capital Bank          |                     | 05/31/2016    | 245,000.00          | 246,364.08          | 245,000.00          | 1.250       |     | 1.250        | 972              | 05/31/2019    |
| 59013JQC6                                  | 16-0181      | Merrick Bank                   |                     | 06/10/2016    | 245,000.00          | 245,744.99          | 245,000.00          | 1.150       |     | 1.150        | 982              | 06/10/2019    |
| 70147ABU7                                  | 17-0014      | Parkside Finl Bk & Tr Mo       |                     | 07/18/2016    | 245,000.00          | 244,719.35          | 245,000.00          | 1.000       |     | 1.000        | 1,020            | 07/18/2019    |
| 301074CJ7                                  | 17-0015      | Exchange Bank                  |                     | 07/28/2016    | 245,000.00          | 244,716.41          | 245,000.00          | 1.000       |     | 1.000        | 1,031            | 07/29/2019    |
| 307660KF6                                  | 17-0031      | Farm Bureau Bank               |                     | 07/28/2016    | 245,000.00          | 245,062.24          | 245,000.00          | 1.050       |     | 1.050        | 1,031            | 07/29/2019    |
| 949095AY9                                  | 17-0033      | Welsh State Bank               |                     | 08/17/2016    | 245,000.00          | 245,028.18          | 245,000.00          | 1.050       |     | 1.050        | 1,052            | 08/19/2019    |
| 55266CSY3                                  | 17-0053      | MB Financial Bank              |                     | 08/26/2016    | 245,000.00          | 245,383.43          | 245,000.00          | 1.100       |     | 1.100        | 1,059            | 08/26/2019    |
| 025140BA1                                  | 17-0047      | American City Bank TN          |                     | 08/30/2016    | 245,000.00          | 245,712.68          | 245,000.00          | 1.150       |     | 1.150        | 1,063            | 08/30/2019    |
| 259744DP2                                  | 17-0046      | Douglas National Bank          |                     | 08/31/2016    | 245,000.00          | 245,712.68          | 245,000.00          | 1.150       |     | 1.150        | 1,063            | 08/30/2019    |
| 464209CJ2                                  | 17-0066      | Isabella Bank                  |                     | 09/07/2016    | 245,000.00          | 245,719.23          | 245,000.00          | 1.150       |     | 1.150        | 1,073            | 09/09/2019    |
| 00257TAU0                                  | 16-0175      | Abacus Federal Savings Bank    |                     | 06/17/2016    | 245,000.00          | 246,449.04          | 245,000.00          | 1.250       |     | 1.250        | 1,081            | 09/17/2019    |
| 08016PCE7                                  | 17-0072      | Belmont Bank & Trust CO ChicIL |                     | 09/14/2016    | 245,000.00          | 246,075.26          | 245,000.00          | 1.200       |     | 1.200        | 1,139            | 11/14/2019    |
| 89269FCC7                                  | 17-0011      | Tradition Capital Bank         |                     | 07/13/2016    | 245,000.00          | 245,995.39          | 245,000.00          | 1.200       |     | 1.201        | 1,320            | 05/13/2020    |
| 03753XAG5                                  | 17-0061      | Apex Bank Camden TN            |                     | 08/30/2016    | 245,000.00          | 246,007.25          | 245,000.00          | 1.200       |     | 1.200        | 1,336            | 05/29/2020    |
| 46147URU6                                  | 16-0192      | Investors Community Bank       |                     | 06/24/2016    | 245,000.00          | 246,889.17          | 245,000.00          | 1.300       |     | 1.301        | 1,362            | 06/24/2020    |
| 82669LGE7                                  | 17-0032      | Signature Bank of Arkansas     |                     | 07/29/2016    | 245,000.00          | 245,528.68          | 245,000.00          | 1.150       |     | 1.151        | 1,367            | 06/29/2020    |
| 09248AAV2                                  | 17-0016      | Blackridge Bank                |                     | 07/13/2016    | 245,000.00          | 245,497.07          | 245,000.00          | 1.150       |     | 1.151        | 1,381            | 07/13/2020    |
| 145087AH5                                  | 17-0036      | Carroll County St Bank Iowa    |                     | 08/12/2016    | 245,000.00          | 245,930.61          | 245,000.00          | 1.200       |     | 1.201        | 1,411            | 08/12/2020    |
| 33625CBG3                                  | 17-0042      | 1st Security Bank of Wash      |                     | 08/19/2016    | 245,000.00          | 245,462.82          | 245,000.00          | 1.150       |     | 1.151        | 1,418            | 08/19/2020    |
| 981571CQ3                                  | 16-0173      | Worlds Foremost Bank NE        |                     | 06/09/2016    | 200,000.00          | 205,100.46          | 200,000.00          | 1.700       |     | 1.700        | 1,712            | 06/09/2021    |
| 90919TAW7                                  | 17-0034      | Unison Bank                    |                     | 07/29/2016    | 245,000.00          | 247,285.34          | 245,000.00          | 1.350       |     | 1.351        | 1,762            | 07/29/2021    |
| 845182AT1                                  | 17-0068      | Southwest National Bank/WichKS |                     | 09/09/2016    | 245,000.00          | 249,019.36          | 245,000.00          | 1.500       |     | 1.501        | 1,804            | 09/09/2021    |
| 201282HF0                                  | 17-0076      | Commercial Bank Alma MI        |                     | 09/16/2016    | 245,000.00          | 247,837.29          | 245,000.00          | 1.400       |     | 1.401        | 1,811            | 09/16/2021    |
| <b>Subtotal and Average</b>                |              |                                | <b>4,493,913.04</b> |               | <b>7,799,000.00</b> | <b>7,822,581.26</b> | <b>7,799,000.00</b> |             |     | <b>1.144</b> | <b>1,096</b>     |               |
| <b>Negotiable CDs - INT PAID SEMI ANNU</b> |              |                                |                     |               |                     |                     |                     |             |     |              |                  |               |
| 981059AT5                                  | 17-0073      | Woori Amer Bk New York NY      |                     | 09/06/2016    | 245,000.00          | 243,508.50          | 245,000.00          | 0.900       |     | 0.898        | 521              | 03/06/2018    |
| 066851UQ7                                  | 16-0185      | Bar Harbor Bank and Trust      |                     | 06/30/2016    | 245,000.00          | 244,416.22          | 245,000.00          | 1.050       |     | 1.050        | 636              | 06/29/2018    |

**Oceanside Quarterly Report**  
**Portfolio Management**  
**Portfolio Details - Investments**  
**September 30, 2016**

| CUSIP                                      | Investment # | Issuer                         | Average Balance     | Purchase Date | Par Value           | Market Value        | Book Value          | Stated Rate | S&P | YTM          | Days to Maturity | Maturity Date |
|--|--------------|--------------------------------|---------------------|---------------|---------------------|---------------------|---------------------|-------------|-----|--------------|------------------|---------------|
| <b>Negotiable CDs - INT PAID SEMI ANNU</b> |              |                                |                     |               |                     |                     |                     |             |     |              |                  |               |
| 92937CDM7                                  | 17-0005      | Wex Bank                       |                     | 07/08/2016    | 245,000.00          | 244,606.89          | 245,000.00          | 1.050       |     | 1.050        | 646              | 07/09/2018    |
| 05581WHW8                                  | 17-0022      | Bank of Montreal               |                     | 07/29/2016    | 245,000.00          | 244,373.09          | 245,000.00          | 1.000       | A   | 1.000        | 664              | 07/27/2018    |
| 465076JK4                                  | 17-0075      | Israel Discount Bank of New Yk |                     | 09/14/2016    | 245,000.00          | 245,728.47          | 245,000.00          | 1.200       |     | 1.200        | 713              | 09/14/2018    |
| 084601GH0                                  | 17-0077      | Berkshire Bank Pittsfield      |                     | 09/23/2016    | 245,000.00          | 245,252.65          | 245,000.00          | 1.100       |     | 1.100        | 723              | 09/24/2018    |
| 066519CK3                                  | 17-0080      | Bank United NA                 |                     | 09/28/2016    | 245,000.00          | 245,743.12          | 245,000.00          | 1.200       |     | 1.200        | 727              | 09/28/2018    |
| 05580AEP5                                  | 16-0162      | BMW US Capital Corporation     |                     | 05/27/2016    | 245,000.00          | 245,231.37          | 245,000.00          | 1.050       |     | 1.050        | 787              | 11/27/2018    |
| 23204HEH7                                  | 17-0079      | Customers Bank                 |                     | 09/28/2016    | 245,000.00          | 246,382.69          | 245,000.00          | 1.250       |     | 1.250        | 908              | 03/28/2019    |
| 02006LC35                                  | 16-0153      | Ally Bank                      |                     | 05/26/2016    | 245,000.00          | 246,089.34          | 245,000.00          | 1.200       |     | 1.200        | 969              | 05/28/2019    |
| 38148PFE2                                  | 16-0182      | Goldman Sachs Bank USA         |                     | 06/10/2016    | 245,000.00          | 245,741.72          | 245,000.00          | 1.150       |     | 1.150        | 982              | 06/10/2019    |
| 58403B4F0                                  | 16-0174      | Medallion Bank Utah            |                     | 06/08/2016    | 245,000.00          | 246,070.63          | 245,000.00          | 1.200       |     | 1.200        | 982              | 06/10/2019    |
| 063248FY9                                  | 17-0081      | Bank of Leumi USA              |                     | 09/27/2016    | 245,000.00          | 246,458.97          | 245,000.00          | 1.250       |     | 1.250        | 1,091            | 09/27/2019    |
| 27113PBC4                                  | 16-0180      | East Boston Savings Bank       |                     | 06/23/2016    | 245,000.00          | 246,881.54          | 245,000.00          | 1.300       |     | 1.300        | 1,361            | 06/23/2020    |
| 254672A24                                  | 17-0004      | Discover Bank                  |                     | 07/01/2016    | 245,000.00          | 246,855.74          | 245,000.00          | 1.300       |     | 1.301        | 1,369            | 07/01/2020    |
| 140420ZK9                                  | 17-0008      | Capital One Bank USA           |                     | 07/07/2016    | 245,000.00          | 245,491.94          | 245,000.00          | 1.150       |     | 1.151        | 1,375            | 07/07/2020    |
| 712515HV0                                  | 17-0001      | Peoples State Bank Wisconsin   |                     | 07/08/2016    | 245,000.00          | 246,865.06          | 245,000.00          | 1.300       |     | 1.301        | 1,376            | 07/08/2020    |
| 080515BR9                                  | 17-0052      | Belmont Savings Bank           |                     | 09/01/2016    | 245,000.00          | 246,368.10          | 245,000.00          | 1.250       |     | 1.251        | 1,431            | 09/01/2020    |
| 87164XMJ2                                  | 16-0203      | Synchrony Bank                 |                     | 06/29/2016    | 245,000.00          | 249,585.53          | 245,000.00          | 1.550       |     | 1.550        | 1,732            | 06/29/2021    |
| 795450YL3                                  | 17-0017      | Sallie Mae Bank/Salt Lke       |                     | 07/13/2016    | 245,000.00          | 248,410.45          | 245,000.00          | 1.450       |     | 1.451        | 1,746            | 07/13/2021    |
| 29976DQ29                                  | 17-0026      | Everbank/Jacksonville FL Bank  |                     | 07/28/2016    | 245,000.00          | 248,439.11          | 245,000.00          | 1.450       |     | 1.450        | 1,761            | 07/28/2021    |
| 95960NKN8                                  | 17-0021      | Western State Bank             |                     | 07/29/2016    | 245,000.00          | 247,859.44          | 245,000.00          | 1.400       |     | 1.400        | 1,762            | 07/29/2021    |
| 74267GVM6                                  | 17-0041      | Privatebank & Trust Co.        |                     | 08/29/2016    | 245,000.00          | 248,986.90          | 245,000.00          | 1.500       |     | 1.501        | 1,794            | 08/30/2021    |
| 549103YK9                                  | 17-0069      | Luana Savings Bank             |                     | 09/09/2016    | 245,000.00          | 247,224.13          | 245,000.00          | 1.350       |     | 1.351        | 1,804            | 09/09/2021    |
| 08173QBR6                                  | 17-0049      | Beneficial Bank                |                     | 09/12/2016    | 245,000.00          | 249,017.67          | 245,000.00          | 1.500       |     | 1.500        | 1,808            | 09/13/2021    |
| 14042RBW0                                  | 17-0078      | Capital One Bank USA           |                     | 09/21/2016    | 245,000.00          | 250,831.59          | 245,000.00          | 1.650       |     | 1.651        | 1,816            | 09/21/2021    |
| <b>Subtotal and Average</b>                |              |                                | <b>3,832,119.57</b> |               | <b>6,370,000.00</b> | <b>6,412,420.86</b> | <b>6,370,000.00</b> |             |     | <b>1.260</b> | <b>1,211</b>     |               |
| <b>Negotiable CDs-Int paid Quarterly</b>   |              |                                |                     |               |                     |                     |                     |             |     |              |                  |               |
| 13979PAD6                                  | 17-0051      | Capital Bank Corp Raleigh NC   |                     | 08/31/2016    | 245,000.00          | 245,230.53          | 245,000.00          | 1.050       |     | 1.050        | 699              | 08/31/2018    |
| <b>Subtotal and Average</b>                |              |                                | <b>82,554.35</b>    |               | <b>245,000.00</b>   | <b>245,230.53</b>   | <b>245,000.00</b>   |             |     | <b>1.050</b> | <b>699</b>       |               |
| <b>Municipal Bonds</b>                     |              |                                |                     |               |                     |                     |                     |             |     |              |                  |               |
| 20772JKJ0                                  | 13-0095      | State of Connecticut           |                     | 03/05/2013    | 2,000,000.00        | 2,000,240.00        | 2,000,254.37        | 1.032       | AA  | 0.700        | 14               | 10/15/2016    |
| 54465AEY4                                  | 15-0026      | Los Angeles Co Redevelopment   |                     | 10/30/2014    | 2,000,000.00        | 1,999,760.00        | 2,000,000.00        | 1.000       |     | 1.000        | 61               | 12/01/2016    |
| 73358WKH6                                  | 13-0066      | Port Authority of NY & NJ      |                     | 12/21/2012    | 2,000,000.00        | 1,999,320.00        | 1,999,510.70        | 0.850       |     | 1.000        | 61               | 12/01/2016    |
| 769036AW4                                  | 16-0150      | City of Riverside              |                     | 05/26/2016    | 2,000,000.00        | 1,998,280.00        | 2,000,000.00        | 0.980       |     | 0.980        | 243              | 06/01/2017    |
| 54465AFL1                                  | 16-0011      | Los Angeles Co Redevelopment   |                     | 07/23/2015    | 1,000,000.00        | 1,003,930.00        | 1,000,000.00        | 1.524       | AA  | 1.524        | 304              | 08/01/2017    |
| 738798BG1                                  | 16-0001      | Poway Redevelopment            |                     | 07/06/2015    | 500,000.00          | 505,170.00          | 500,000.00          | 1.780       | AA  | 1.780        | 622              | 06/15/2018    |
| 794881BP6                                  | 17-0039      | Salinas CA Econ Dev Revenue    |                     | 08/15/2016    | 985,000.00          | 981,276.70          | 980,915.02          | 1.240       |     | 1.481        | 638              | 07/01/2018    |

**Oceanside Quarterly Report  
Portfolio Management  
Portfolio Details - Investments  
September 30, 2016**

| CUSIP                                 | Investment # | Issuer                         | Average Balance       | Purchase Date | Par Value             | Market Value          | Book Value            | Stated Rate | S&P | YTM          | Days to Maturity | Maturity Date |
|---------------------------------------|--------------|--------------------------------|-----------------------|---------------|-----------------------|-----------------------|-----------------------|-------------|-----|--------------|------------------|---------------|
| <b>Municipal Bonds</b>                |              |                                |                       |               |                       |                       |                       |             |     |              |                  |               |
| 79876CAX6                             | 16-0006      | San Marcos Redevelopment       |                       | 07/14/2015    | 2,000,000.00          | 2,025,340.00          | 2,000,000.00          | 2.080       | AA  | 2.080        | 730              | 10/01/2018    |
| 13077CT20                             | 16-0018      | California State University    |                       | 08/05/2015    | 500,000.00            | 503,605.00            | 500,000.00            | 1.463       |     | 1.463        | 761              | 11/01/2018    |
| 738798BH9                             | 16-0002      | Poway Redevelopment            |                       | 07/06/2015    | 1,000,000.00          | 1,013,210.00          | 1,000,000.00          | 2.050       |     | 2.050        | 805              | 12/15/2018    |
| 738798BJ5                             | 16-0003      | Poway Redevelopment            |                       | 07/06/2015    | 720,000.00            | 733,413.60            | 720,000.00            | 2.350       |     | 2.350        | 987              | 06/15/2019    |
| 8827233H0                             | 17-0013      | State of Texas                 |                       | 07/14/2016    | 300,000.00            | 298,191.00            | 300,000.00            | 1.062       |     | 1.062        | 1,034            | 08/01/2019    |
| 13063A7G3                             | 16-0146      | California St Dept of Wtr Reso |                       | 05/12/2016    | 1,000,000.00          | 1,135,610.00          | 1,143,784.41          | 6.200       |     | 1.286        | 1,095            | 10/01/2019    |
| <b>Subtotal and Average</b>           |              |                                | <b>16,807,922.22</b>  |               | <b>16,005,000.00</b>  | <b>16,197,346.30</b>  | <b>16,144,464.50</b>  |             |     | <b>1.341</b> | <b>428</b>       |               |
| <b>Cash in Transit with Custodian</b> |              |                                |                       |               |                       |                       |                       |             |     |              |                  |               |
| SYS9999                               | 16-99999     | Custodial Cash BNY             |                       | 06/30/2016    | 0.00                  | 0.00                  | 0.00                  |             |     | 0.000        | 1                |               |
| <b>Subtotal and Average</b>           |              |                                | <b>0.00</b>           |               | <b>0.00</b>           | <b>0.00</b>           | <b>0.00</b>           |             |     | <b>0.000</b> | <b>0</b>         |               |
| <b>Total and Average</b>              |              |                                | <b>305,413,099.17</b> |               | <b>298,204,000.00</b> | <b>298,673,649.64</b> | <b>298,421,993.61</b> |             |     | <b>1.104</b> | <b>749</b>       |               |

**Oceanside Quarterly Report  
Portfolio Management  
Portfolio Details - Cash  
September 30, 2016**

| CUSIP                             | Investment # | Issuer | Average Balance       | Purchase Date                | Par Value             | Market Value          | Book Value            | Stated Rate | S&P | YTM          | Days to Maturity |
|-----------------------------------|--------------|--------|-----------------------|------------------------------|-----------------------|-----------------------|-----------------------|-------------|-----|--------------|------------------|
| <b>Average Balance</b>            |              |        | <b>0.00</b>           | Accrued Interest at Purchase |                       | 8,884.60              | 8,884.60              |             |     |              | <b>0</b>         |
|                                   |              |        |                       | Subtotal                     |                       | 8,884.60              | 8,884.60              |             |     |              |                  |
| <b>Total Cash and Investments</b> |              |        | <b>305,413,099.16</b> |                              | <b>298,204,000.00</b> | <b>298,682,534.24</b> | <b>298,430,878.21</b> |             |     | <b>1.104</b> | <b>749</b>       |

# CITY OF OCEANSIDE



## INVESTMENT TRANSACTIONS

*7/1/16 THROUGH 9/30/16*

**Oceanside Quarterly Report  
Purchases Report  
Sorted by Fund - Fund  
July 1, 2016 - September 30, 2016**

| CUSIP                      | Investment # | Fund | Sec. Type | Issuer | Original Par Value | Purchase Date | Payment Periods    | Principal Purchased | Accrued Interest at Purchase | Rate at Purchase | Maturity Date | YTM   | Ending Book Value |
|----------------------------|--------------|------|-----------|--------|--------------------|---------------|--------------------|---------------------|------------------------------|------------------|---------------|-------|-------------------|
| <b>Investment Clearing</b> |              |      |           |        |                    |               |                    |                     |                              |                  |               |       |                   |
| 254672A24                  | 17-0004      | 102  | NC3       | DFS    | 245,000.00         | 07/01/2016    | 01/01 - 07/01      | 245,000.00          |                              | 1.300            | 07/01/2020    | 1.301 | 245,000.00        |
| 3133EGKA2                  | 17-0012      | 102  | FAC       | FFCB   | 1,000,000.00       | 07/06/2016    | 01/06 - 07/06      | 1,000,000.00        |                              | 1.500            | 07/06/2021    | 1.500 | 1,000,000.00      |
| 140420ZK9                  | 17-0008      | 102  | NC3       | COF    | 245,000.00         | 07/07/2016    | 01/07 - 07/07      | 245,000.00          |                              | 1.150            | 07/07/2020    | 1.151 | 245,000.00        |
| 57116AME5                  | 17-0009      | 102  | NC2       | MRLN   | 245,000.00         | 07/07/2016    | 08/07 - Monthly    | 245,000.00          |                              | 1.100            | 04/08/2019    | 1.100 | 245,000.00        |
| 712515HV0                  | 17-0001      | 102  | NC3       | PSBW   | 245,000.00         | 07/08/2016    | 01/08 - 07/08      | 245,000.00          |                              | 1.300            | 07/08/2020    | 1.301 | 245,000.00        |
| 92937CDM7                  | 17-0005      | 102  | NC3       | WEX    | 245,000.00         | 07/08/2016    | 01/08 - 07/08      | 245,000.00          |                              | 1.050            | 07/09/2018    | 1.050 | 245,000.00        |
| 3130A8LZ4                  | 17-0010      | 102  | FAC       | FHLB   | 1,000,000.00       | 07/11/2016    | 10/11 - 04/11      | 1,000,000.00        |                              | 1.125            | 10/11/2019    | 1.125 | 1,000,000.00      |
| 09248AAV2                  | 17-0016      | 102  | NC2       | BLRIDG | 245,000.00         | 07/13/2016    | 08/13 - Monthly    | 245,000.00          |                              | 1.150            | 07/13/2020    | 1.151 | 245,000.00        |
| 3133EGLB9                  | 17-0018      | 102  | FAC       | FFCB   | 1,000,000.00       | 07/13/2016    | 01/13 - 07/13      | 998,910.00          |                              | 1.190            | 07/13/2020    | 1.218 | 999,146.17        |
| 3130A8M67                  | 17-0007      | 102  | FAC       | FHLB   | 2,000,000.00       | 07/13/2016    | 01/13 - 07/13      | 2,000,000.00        |                              | 1.200            | 07/13/2020    | 1.200 | 2,000,000.00      |
| 795450YL3                  | 17-0017      | 102  | NC3       | SALLMA | 245,000.00         | 07/13/2016    | 01/13 - 07/13      | 245,000.00          |                              | 1.450            | 07/13/2021    | 1.451 | 245,000.00        |
| 89269FCC7                  | 17-0011      | 102  | NC2       | TCAPBK | 245,000.00         | 07/13/2016    | 08/13 - Monthly    | 245,000.00          |                              | 1.200            | 05/13/2020    | 1.201 | 245,000.00        |
| 8827233H0                  | 17-0013      | 102  | MUN       | TXS    | 300,000.00         | 07/14/2016    | 02/01 - 08/01      | 300,000.00          |                              | 1.062            | 08/01/2019    | 1.062 | 300,000.00        |
| 70147ABU7                  | 17-0014      | 102  | NC2       | PFBTMO | 245,000.00         | 07/18/2016    | 08/18 - Monthly    | 245,000.00          |                              | 1.000            | 07/18/2019    | 1.000 | 245,000.00        |
| 3136G3WJ0                  | 17-0006      | 102  | FAC       | FNMA   | 1,000,000.00       | 07/19/2016    | 01/19 - 07/19      | 1,000,000.00        |                              | 1.000            | 07/19/2019    | 1.000 | 1,000,000.00      |
| 29266N2X4                  | 17-0019      | 102  | NC2       | ENER   | 245,000.00         | 07/21/2016    | 08/21 - Monthly    | 245,000.00          |                              | 1.000            | 07/20/2018    | 1.000 | 245,000.00        |
| 3134G9YM3                  | 17-0002      | 102  | MC1       | FHLMC  | 1,000,000.00       | 07/21/2016    | 10/21 - Final Pmt. | 1,000,000.00        |                              | 1.500            | 07/21/2021    | 1.500 | 1,000,000.00      |
| 3134G9YM3                  | 17-0003      | 102  | MC1       | FHLMC  | 1,000,000.00       | 07/21/2016    | 10/21 - Final Pmt. | 1,000,000.00        |                              | 1.500            | 07/21/2021    | 1.500 | 1,000,000.00      |
| 3136G3R56                  | 17-0023      | 102  | FAC       | FNMA   | 2,000,000.00       | 07/26/2016    | 01/26 - 07/26      | 2,000,000.00        |                              | 1.050            | 07/26/2019    | 1.050 | 2,000,000.00      |
| 3135G0M91                  | 17-0025      | 102  | FAC       | FNMA   | 1,000,000.00       | 07/26/2016    | 01/26 - 07/26      | 999,450.00          |                              | 1.125            | 07/26/2019    | 1.144 | 999,648.61        |
| 3135G0M75                  | 17-0035      | 102  | FAC       | FNMA   | 1,000,000.00       | 07/27/2016    | 01/27 - 07/27      | 998,100.00          |                              | 0.875            | 07/27/2018    | 0.971 | 998,437.78        |
| 29976DQ29                  | 17-0026      | 102  | NC3       | EVER   | 245,000.00         | 07/28/2016    | 01/28 - 07/28      | 245,000.00          |                              | 1.450            | 07/28/2021    | 1.450 | 245,000.00        |
| 301074CJ7                  | 17-0015      | 102  | NC2       | EXCHBK | 245,000.00         | 07/28/2016    | 08/28 - Monthly    | 245,000.00          |                              | 1.000            | 07/29/2019    | 1.000 | 245,000.00        |
| 307660KF6                  | 17-0031      | 102  | NC2       | FARMBU | 245,000.00         | 07/28/2016    | 08/28 - Monthly    | 245,000.00          |                              | 1.050            | 07/29/2019    | 1.050 | 245,000.00        |
| 3130A8VZ3                  | 17-0038      | 102  | FAC       | FHLB   | 2,000,000.00       | 07/28/2016    | 01/25 - 07/25      | 2,000,000.00        |                              | 1.050            | 01/25/2019    | 1.050 | 2,000,000.00      |
| 3136G3L45                  | 17-0020      | 102  | FAC       | FNMA   | 2,000,000.00       | 07/28/2016    | 01/28 - 07/28      | 2,000,000.00        |                              | 1.250            | 07/28/2020    | 1.250 | 2,000,000.00      |
| 3136G3T39                  | 17-0027      | 102  | FAC       | FNMA   | 2,000,000.00       | 07/28/2016    | 01/28 - 07/28      | 2,000,000.00        |                              | 1.350            | 07/28/2020    | 1.350 | 2,000,000.00      |
| 3136G3S97                  | 17-0028      | 102  | FAC       | FNMA   | 2,000,000.00       | 07/28/2016    | 01/28 - 07/28      | 2,000,000.00        |                              | 1.530            | 07/28/2021    | 1.530 | 2,000,000.00      |
| 3136G3E27                  | 17-0030      | 102  | FAC       | FNMA   | 1,000,000.00       | 07/28/2016    | 01/28 - 07/28      | 999,000.00          |                              | 1.100            | 01/28/2020    | 1.129 | 999,175.00        |
| 05581WHW8                  | 17-0022      | 102  | NC3       | BMO    | 245,000.00         | 07/29/2016    | 01/29 - 07/29      | 245,000.00          |                              | 1.000            | 07/27/2018    | 1.000 | 245,000.00        |
| 82669LGE7                  | 17-0032      | 102  | NC2       | SGBKAR | 245,000.00         | 07/29/2016    | 08/29 - Monthly    | 245,000.00          |                              | 1.150            | 06/29/2020    | 1.151 | 245,000.00        |
| 90919TAW7                  | 17-0034      | 102  | NC2       | UNISBK | 245,000.00         | 07/29/2016    | 08/29 - Monthly    | 245,000.00          |                              | 1.350            | 07/29/2021    | 1.351 | 245,000.00        |
| 95960NJB8                  | 17-0021      | 102  | NC3       | WESTSB | 245,000.00         | 07/29/2016    | 01/29 - 07/29      | 245,000.00          |                              | 1.400            | 07/29/2021    | 1.400 | 245,000.00        |
| 145087AH5                  | 17-0036      | 102  | NC2       | CARCSB | 245,000.00         | 08/12/2016    | 09/12 - Monthly    | 245,000.00          |                              | 1.200            | 08/12/2020    | 1.201 | 245,000.00        |

**Oceanside Quarterly Report  
Purchases Report  
July 1, 2016 - September 30, 2016**

| CUSIP                      | Investment # | Fund | Sec. Type | Issuer | Original Par Value | Purchase Date | Payment Periods   | Principal Purchased | Accrued Interest at Purchase | Rate at Purchase | Maturity Date | YTM   | Ending Book Value |
|----------------------------|--------------|------|-----------|--------|--------------------|---------------|-------------------|---------------------|------------------------------|------------------|---------------|-------|-------------------|
| <b>Investment Clearing</b> |              |      |           |        |                    |               |                   |                     |                              |                  |               |       |                   |
| 3130A8VB6                  | 17-0029      | 102  | FAC       | FHLB   | 1,000,000.00       | 08/15/2016    | 02/15 - 08/15     | 1,000,000.00        |                              | 1.150            | 11/15/2019    | 1.150 | 1,000,000.00      |
| 794881BP6                  | 17-0039      | 102  | MUN       | SALDEV | 985,000.00         | 08/15/2016    | 01/01 - 07/01     | 980,616.75          |                              | 1.240            | 07/01/2018    | 1.481 | 980,915.02        |
| 3134G92Y2                  | 17-0024      | 102  | FAC       | FHLMC  | 2,000,000.00       | 08/17/2016    | 02/17 - 08/17     | 2,011,200.00        |                              | 1.875            | 08/17/2021    | 1.758 | 2,008,462.22      |
| 949095AY9                  | 17-0033      | 102  | NC2       | WESBOK | 245,000.00         | 08/17/2016    | 09/17 - Monthly   | 245,000.00          |                              | 1.050            | 08/19/2019    | 1.050 | 245,000.00        |
| 33625CBG3                  | 17-0042      | 102  | NC2       | FSECWA | 245,000.00         | 08/19/2016    | 09/19 - Monthly   | 245,000.00          |                              | 1.150            | 08/19/2020    | 1.151 | 245,000.00        |
| 3136G3U37                  | 17-0037      | 102  | FAC       | FNMA   | 2,000,000.00       | 08/22/2016    | 11/22 - 05/22     | 2,000,000.00        |                              | 1.300            | 05/22/2020    | 1.300 | 2,000,000.00      |
| 3134GAHL1                  | 17-0048      | 102  | FAC       | FHLMC  | 1,000,000.00       | 08/26/2016    | 11/26 - 05/26     | 1,000,000.00        |                              | 1.200            | 05/26/2020    | 1.200 | 1,000,000.00      |
| 3134G96J1                  | 17-0055      | 102  | FAC       | FHLMC  | 2,000,000.00       | 08/26/2016    | 02/25 - 08/25     | 2,000,000.00        | 55.56                        | 1.000            | 02/25/2019    | 1.000 | 2,000,000.00      |
| 3134GAHL1                  | 17-0056      | 102  | FAC       | FHLMC  | 1,000,000.00       | 08/26/2016    | 11/26 - 05/26     | 1,000,000.00        |                              | 1.200            | 05/26/2020    | 1.200 | 1,000,000.00      |
| 55266CSZ0                  | 17-0045      | 102  | NC2       | MBF    | 245,000.00         | 08/26/2016    | 09/26 - Monthly   | 245,000.00          |                              | 1.050            | 11/26/2018    | 1.051 | 245,000.00        |
| 55266CSY3                  | 17-0053      | 102  | NC2       | MBF    | 245,000.00         | 08/26/2016    | 09/26 - Monthly   | 245,000.00          |                              | 1.100            | 08/26/2019    | 1.100 | 245,000.00        |
| 2027505G6                  | 17-0054      | 102  | NC2       | COMMON | 245,000.00         | 08/29/2016    | 09/29 - Monthly   | 245,000.00          |                              | 0.750            | 08/29/2017    | 0.750 | 245,000.00        |
| 3130A8V26                  | 17-0057      | 102  | FAC       | FHLB   | 1,000,000.00       | 08/29/2016    | 02/12 - 08/12     | 1,000,000.00        | 495.83                       | 1.050            | 02/12/2019    | 1.050 | 1,000,000.00      |
| 74267GVM6                  | 17-0041      | 102  | NC3       | PVTB   | 245,000.00         | 08/29/2016    | 02/28 - 08/28     | 245,000.00          |                              | 1.500            | 08/30/2021    | 1.501 | 245,000.00        |
| 025140BA1                  | 17-0047      | 102  | NC2       | AMECIB | 245,000.00         | 08/30/2016    | 09/30 - Monthly   | 245,000.00          |                              | 1.150            | 08/30/2019    | 1.150 | 245,000.00        |
| 03753XAG5                  | 17-0061      | 102  | NC2       | APEX B | 245,000.00         | 08/30/2016    | 09/30 - Monthly   | 245,000.00          |                              | 1.200            | 05/29/2020    | 1.200 | 245,000.00        |
| 3130A92Z3                  | 17-0058      | 102  | FAC       | FHLB   | 1,000,000.00       | 08/30/2016    | 02/28 - 08/28     | 1,000,000.00        |                              | 1.070            | 08/28/2019    | 1.070 | 1,000,000.00      |
| 3130A92Z3                  | 17-0059      | 102  | FAC       | FHLB   | 700,000.00         | 08/30/2016    | 02/28 - 08/28     | 699,825.00          |                              | 1.070            | 08/28/2019    | 1.079 | 699,840.15        |
| 3130A92Z3                  | 17-0060      | 102  | FAC       | FHLB   | 600,000.00         | 08/30/2016    | 02/28 - 08/28     | 599,850.00          |                              | 1.070            | 08/28/2019    | 1.079 | 599,862.99        |
| 3130A92Y6                  | 17-0063      | 102  | FAC       | FHLB   | 1,000,000.00       | 08/30/2016    | 11/28 - 05/28     | 1,000,000.00        |                              | 1.030            | 05/28/2019    | 1.030 | 1,000,000.00      |
| 3134GABM5                  | 17-0040      | 102  | FAC       | FHLMC  | 1,000,000.00       | 08/30/2016    | 02/28 - 08/28     | 1,000,000.00        |                              | 1.300            | 08/28/2020    | 1.300 | 1,000,000.00      |
| 3134G95X1                  | 17-0062      | 102  | MC1       | FHLMC  | 1,065,000.00       | 08/30/2016    | 02/27 - 08/27     | 1,065,000.00        |                              | 1.350            | 08/27/2021    | 1.723 | 1,065,000.00      |
| 3136G3Y58                  | 17-0043      | 102  | FAC       | FNMA   | 2,000,000.00       | 08/30/2016    | 02/28 - 08/28     | 2,000,000.00        |                              | 1.250            | 08/28/2020    | 1.250 | 2,000,000.00      |
| 13979PAD6                  | 17-0051      | 102  | MC2       | CAPBFL | 245,000.00         | 08/31/2016    | 11/30 - Quarterly | 245,000.00          |                              | 1.050            | 08/31/2018    | 1.050 | 245,000.00        |
| 259744DP2                  | 17-0046      | 102  | NC2       | DOUGBK | 245,000.00         | 08/31/2016    | 09/30 - Monthly   | 245,000.00          |                              | 1.150            | 08/30/2019    | 1.150 | 245,000.00        |
| 44039TAD1                  | 17-0067      | 102  | NC2       | HRATIO | 245,000.00         | 08/31/2016    | 09/30 - Monthly   | 245,000.00          |                              | 0.800            | 08/31/2017    | 0.800 | 245,000.00        |
| 080515BR9                  | 17-0052      | 102  | NC3       | BELMSB | 245,000.00         | 09/01/2016    | 03/01 - 09/01     | 245,000.00          |                              | 1.250            | 09/01/2020    | 1.251 | 245,000.00        |
| 062683AB3                  | 17-0070      | 102  | NC2       | BOH    | 249,000.00         | 09/06/2016    | 09/26 - Monthly   | 249,000.00          | Received                     | 1.000            | 08/27/2018    | 1.000 | 249,000.00        |
| 3136G34L6                  | 17-0044      | 102  | FAC       | FNMA   | 2,000,000.00       | 09/06/2016    | 03/06 - 09/06     | 1,999,000.00        |                              | 1.125            | 09/06/2019    | 1.142 | 1,999,069.44      |
| 981059AT5                  | 17-0073      | 102  | NC3       | WOORIA | 245,000.00         | 09/06/2016    | 03/06 - 09/06     | 245,000.00          |                              | 0.900            | 03/06/2018    | 0.898 | 245,000.00        |
| 464209CJ2                  | 17-0066      | 102  | NC2       | ISBA   | 245,000.00         | 09/07/2016    | 10/07 - Monthly   | 245,000.00          |                              | 1.150            | 09/09/2019    | 1.150 | 245,000.00        |
| 549103YK9                  | 17-0069      | 102  | NC3       | LSAVBK | 245,000.00         | 09/09/2016    | 03/09 - 09/09     | 245,000.00          |                              | 1.350            | 09/09/2021    | 1.351 | 245,000.00        |
| 845182AT1                  | 17-0068      | 102  | NC2       | SOWNAT | 245,000.00         | 09/09/2016    | 10/09 - Monthly   | 245,000.00          |                              | 1.500            | 09/09/2021    | 1.501 | 245,000.00        |
| 08173QBR6                  | 17-0049      | 102  | NC3       | BNCL   | 245,000.00         | 09/12/2016    | 03/12 - 09/12     | 245,000.00          |                              | 1.500            | 09/13/2021    | 1.500 | 245,000.00        |
| 06610TDM4                  | 17-0065      | 102  | NC2       | BBKWST | 245,000.00         | 09/14/2016    | 10/14 - Monthly   | 245,000.00          |                              | 1.050            | 09/14/2018    | 1.050 | 245,000.00        |
| 08016PCE7                  | 17-0072      | 102  | NC2       | BEBTIL | 245,000.00         | 09/14/2016    | 10/14 - Monthly   | 245,000.00          |                              | 1.200            | 11/14/2019    | 1.200 | 245,000.00        |
| 465076JK4                  | 17-0075      | 102  | NC3       | IDBNY  | 245,000.00         | 09/14/2016    | 03/14 - 09/14     | 245,000.00          |                              | 1.200            | 09/14/2018    | 1.200 | 245,000.00        |
| 3134GAHH0                  | 17-0050      | 102  | FAC       | FHLMC  | 1,000,000.00       | 09/15/2016    | 03/15 - 09/15     | 1,000,000.00        |                              | 1.550            | 09/15/2021    | 1.550 | 1,000,000.00      |

Received = Accrued Interest at Purchase was received by report ending date.

**Oceanside Quarterly Report  
Purchases Report  
July 1, 2016 - September 30, 2016**

| CUSIP                      | Investment # | Fund | Sec. Type | Issuer                 | Original Par Value   | Purchase Date | Payment Periods | Principal Purchased  | Accrued Interest at Purchase | Rate at Purchase | Maturity Date | YTM   | Ending Book Value    |
|----------------------------|--------------|------|-----------|------------------------|----------------------|---------------|-----------------|----------------------|------------------------------|------------------|---------------|-------|----------------------|
| <b>Investment Clearing</b> |              |      |           |                        |                      |               |                 |                      |                              |                  |               |       |                      |
| 201282HF0                  | 17-0076      | 102  | NC2       | CBALMA                 | 245,000.00           | 09/16/2016    | 10/16 - Monthly | 245,000.00           |                              | 1.400            | 09/16/2021    | 1.401 | 245,000.00           |
| 984308EJ1                  | 17-0071      | 102  | NC2       | YDKN                   | 245,000.00           | 09/19/2016    | 10/19 - Monthly | 245,000.00           |                              | 0.900            | 03/19/2018    | 0.900 | 245,000.00           |
| 14042RBW0                  | 17-0078      | 102  | NC3       | COF                    | 245,000.00           | 09/21/2016    | 03/21 - 09/21   | 245,000.00           |                              | 1.650            | 09/21/2021    | 1.651 | 245,000.00           |
| 084601GH0                  | 17-0077      | 102  | NC3       | BHLB                   | 245,000.00           | 09/23/2016    | 03/23 - 09/23   | 245,000.00           |                              | 1.100            | 09/24/2018    | 1.100 | 245,000.00           |
| 3136G35T8                  | 17-0074      | 102  | FAC       | FNMA                   | 1,000,000.00         | 09/27/2016    | 03/27 - 09/27   | 1,000,000.00         |                              | 1.200            | 09/27/2019    | 1.200 | 1,000,000.00         |
| 063248FY9                  | 17-0081      | 102  | NC3       | LUMINY                 | 245,000.00           | 09/27/2016    | 03/27 - 09/27   | 245,000.00           |                              | 1.250            | 09/27/2019    | 1.250 | 245,000.00           |
| 066519CK3                  | 17-0080      | 102  | NC3       | BKUNTD                 | 245,000.00           | 09/28/2016    | 03/28 - 09/28   | 245,000.00           |                              | 1.200            | 09/28/2018    | 1.200 | 245,000.00           |
| 23204HEH7                  | 17-0079      | 102  | NC3       | NCBKPA                 | 245,000.00           | 09/28/2016    | 03/28 - 09/28   | 245,000.00           |                              | 1.250            | 03/28/2019    | 1.250 | 245,000.00           |
| 3134GAJC9                  | 17-0064      | 102  | MC1       | FHLMC                  | 2,000,000.00         | 09/30/2016    | 03/31 - 09/30   | 2,000,000.00         |                              | 1.250            | 09/30/2021    | 1.976 | 2,000,000.00         |
|                            |              |      |           | <b>Subtotal</b>        | <b>56,924,000.00</b> |               |                 | <b>56,924,951.75</b> | <b>551.39</b>                |                  |               |       | <b>56,923,557.38</b> |
|                            |              |      |           | <b>Total Purchases</b> | <b>56,924,000.00</b> |               |                 | <b>56,924,951.75</b> | <b>551.39</b>                |                  |               |       | <b>56,923,557.38</b> |

**Oceanside Quarterly Report  
Sales/Call Report  
Sorted by Maturity Date - Fund  
July 1, 2016 - September 30, 2016**

| CUSIP             | Investment # | Fund | Issuer<br>Sec. Type | Purchase<br>Date | Redem. Date<br>Matur. Date | Par<br>Value        | Rate at<br>Redem. | Book Value<br>at Redem. | Redemption<br>Principal | Redemption<br>Interest | Total<br>Amount      | Net Income       |
|-------------------|--------------|------|---------------------|------------------|----------------------------|---------------------|-------------------|-------------------------|-------------------------|------------------------|----------------------|------------------|
| <b>05/01/2017</b> |              |      |                     |                  |                            |                     |                   |                         |                         |                        |                      |                  |
| 3133ECMZ4         | 13-0098      | 102  | FFCB<br>FAC         | 05/01/2013       | 08/11/2016<br>05/01/2017   | 1,000,000.00        | 0.690             | 1,000,000.00            | 1,000,000.00            | 1,916.67               | 1,001,916.67<br>Call | 1,916.67         |
|                   |              |      |                     |                  | <b>Subtotal</b>            | <b>1,000,000.00</b> |                   | <b>1,000,000.00</b>     | <b>1,000,000.00</b>     | <b>1,916.67</b>        | <b>1,001,916.67</b>  | <b>1,916.67</b>  |
| <b>06/05/2017</b> |              |      |                     |                  |                            |                     |                   |                         |                         |                        |                      |                  |
| 3133EC5L4         | 13-0054      | 102  | FFCB<br>FAC         | 12/05/2012       | 07/08/2016<br>06/05/2017   | 2,000,000.00        | 0.770             | 2,000,000.00            | 2,000,000.00            | 1,411.67               | 2,001,411.67<br>Call | 1,411.67         |
|                   |              |      |                     |                  | <b>Subtotal</b>            | <b>2,000,000.00</b> |                   | <b>2,000,000.00</b>     | <b>2,000,000.00</b>     | <b>1,411.67</b>        | <b>2,001,411.67</b>  | <b>1,411.67</b>  |
| <b>07/11/2017</b> |              |      |                     |                  |                            |                     |                   |                         |                         |                        |                      |                  |
| 3133EA4H8         | 13-0040      | 102  | FFCB<br>FAC         | 11/08/2012       | 08/15/2016<br>07/11/2017   | 2,000,000.00        | 0.820             | 2,000,000.00            | 2,000,000.00            | 1,548.89               | 2,001,548.89<br>Call | 1,548.89         |
|                   |              |      |                     |                  | <b>Subtotal</b>            | <b>2,000,000.00</b> |                   | <b>2,000,000.00</b>     | <b>2,000,000.00</b>     | <b>1,548.89</b>        | <b>2,001,548.89</b>  | <b>1,548.89</b>  |
| <b>10/18/2017</b> |              |      |                     |                  |                            |                     |                   |                         |                         |                        |                      |                  |
| 3133EA5A2         | 13-0035      | 102  | FFCB<br>FAC         | 10/18/2012       | 07/15/2016<br>10/18/2017   | 1,000,000.00        | 0.870             | 1,000,000.00            | 1,000,000.00            | 2,102.50               | 1,002,102.50<br>Call | 2,102.50         |
|                   |              |      |                     |                  | <b>Subtotal</b>            | <b>1,000,000.00</b> |                   | <b>1,000,000.00</b>     | <b>1,000,000.00</b>     | <b>2,102.50</b>        | <b>1,002,102.50</b>  | <b>2,102.50</b>  |
| <b>11/15/2017</b> |              |      |                     |                  |                            |                     |                   |                         |                         |                        |                      |                  |
| 3133817D1         | 13-0044      | 102  | FHLB<br>FAC         | 11/15/2012       | 07/15/2016<br>11/15/2017   | 1,000,000.00        | 0.980             | 1,000,000.00            | 1,000,000.00            | 1,633.33               | 1,001,633.33<br>Call | 1,633.33         |
|                   |              |      |                     |                  | <b>Subtotal</b>            | <b>1,000,000.00</b> |                   | <b>1,000,000.00</b>     | <b>1,000,000.00</b>     | <b>1,633.33</b>        | <b>1,001,633.33</b>  | <b>1,633.33</b>  |
| <b>11/22/2017</b> |              |      |                     |                  |                            |                     |                   |                         |                         |                        |                      |                  |
| 3136G23N5         | 15-0014      | 102  | FNMA<br>NCB         | 08/22/2014       | 08/22/2016<br>11/22/2017   | 2,000,000.00        | 1.200             | 2,000,000.00            | 2,000,000.00            | 6,000.00               | 2,006,000.00<br>Call | 6,000.00         |
|                   |              |      |                     |                  | <b>Subtotal</b>            | <b>2,000,000.00</b> |                   | <b>2,000,000.00</b>     | <b>2,000,000.00</b>     | <b>6,000.00</b>        | <b>2,006,000.00</b>  | <b>6,000.00</b>  |
| <b>01/29/2018</b> |              |      |                     |                  |                            |                     |                   |                         |                         |                        |                      |                  |
| 3130A5ZV4         | 16-0020      | 102  | FHLB<br>FAC         | 08/04/2015       | 07/29/2016<br>01/29/2018   | 1,000,000.00        | 1.050             | 1,000,000.00            | 1,000,000.00            | 5,250.00               | 1,005,250.00<br>Call | 5,250.00         |
| 3134G7KP5         | 16-0014      | 102  | FHLMC<br>FAC        | 07/29/2015       | 07/29/2016<br>01/29/2018   | 1,000,000.00        | 1.000             | 1,000,000.00            | 1,000,000.00            | 5,000.00               | 1,005,000.00<br>Call | 5,000.00         |
|                   |              |      |                     |                  | <b>Subtotal</b>            | <b>2,000,000.00</b> |                   | <b>2,000,000.00</b>     | <b>2,000,000.00</b>     | <b>10,250.00</b>       | <b>2,010,250.00</b>  | <b>10,250.00</b> |
| <b>02/14/2018</b> |              |      |                     |                  |                            |                     |                   |                         |                         |                        |                      |                  |

**Oceanside Quarterly Report**  
**Sales/Call Report**  
**July 1, 2016 - September 30, 2016**

| CUSIP             | Investment # | Fund | Issuer<br>Sec. Type | Purchase<br>Date | Redem. Date<br>Matur. Date | Par<br>Value        | Rate at<br>Redem. | Book Value<br>at Redem. | Redemption<br>Principal | Redemption<br>Interest | Total<br>Amount      | Net Income       |
|-------------------|--------------|------|---------------------|------------------|----------------------------|---------------------|-------------------|-------------------------|-------------------------|------------------------|----------------------|------------------|
| <b>02/14/2018</b> |              |      |                     |                  |                            |                     |                   |                         |                         |                        |                      |                  |
| 3135G0UD3         | 13-0090      | 102  | FNMA<br>FAC         | 02/14/2013       | 08/14/2016<br>02/14/2018   | 1,000,000.00        | 1.010             | 1,000,000.00            | 1,000,000.00            | 5,050.00               | 1,005,050.00<br>Call | 5,050.00         |
| 3135G0UD3         | 14-0019      | 102  | FNMA<br>FAC         | 11/20/2013       | 08/14/2016<br>02/14/2018   | 1,450,000.00        | 1.010             | 1,450,000.00            | 1,450,000.00            | 7,322.50               | 1,457,322.50<br>Call | 7,322.50         |
| <b>Subtotal</b>   |              |      |                     |                  |                            | <b>2,450,000.00</b> |                   | <b>2,450,000.00</b>     | <b>2,450,000.00</b>     | <b>12,372.50</b>       | <b>2,462,372.50</b>  | <b>12,372.50</b> |
| <b>02/15/2018</b> |              |      |                     |                  |                            |                     |                   |                         |                         |                        |                      |                  |
| 3136G23B1         | 15-0010      | 102  | FNMA<br>FAC         | 08/15/2014       | 08/15/2016<br>02/15/2018   | 1,250,000.00        | 1.300             | 1,250,000.00            | 1,250,000.00            | 8,125.00               | 1,258,125.00<br>Call | 8,125.00         |
| <b>Subtotal</b>   |              |      |                     |                  |                            | <b>1,250,000.00</b> |                   | <b>1,250,000.00</b>     | <b>1,250,000.00</b>     | <b>8,125.00</b>        | <b>1,258,125.00</b>  | <b>8,125.00</b>  |
| <b>07/27/2018</b> |              |      |                     |                  |                            |                     |                   |                         |                         |                        |                      |                  |
| 3134G7LJ8         | 16-0012      | 102  | FHLMC<br>FAC        | 07/27/2015       | 07/27/2016<br>07/27/2018   | 1,000,000.00        | 1.250             | 1,000,000.00            | 1,000,000.00            | 6,250.00               | 1,006,250.00<br>Call | 6,250.00         |
| <b>Subtotal</b>   |              |      |                     |                  |                            | <b>1,000,000.00</b> |                   | <b>1,000,000.00</b>     | <b>1,000,000.00</b>     | <b>6,250.00</b>        | <b>1,006,250.00</b>  | <b>6,250.00</b>  |
| <b>08/15/2018</b> |              |      |                     |                  |                            |                     |                   |                         |                         |                        |                      |                  |
| 3136G22Z9         | 15-0011      | 102  | FNMA<br>FAC         | 08/15/2014       | 08/15/2016<br>08/15/2018   | 1,000,000.00        | 1.500             | 1,000,000.00            | 1,000,000.00            | 7,500.00               | 1,007,500.00<br>Call | 7,500.00         |
| <b>Subtotal</b>   |              |      |                     |                  |                            | <b>1,000,000.00</b> |                   | <b>1,000,000.00</b>     | <b>1,000,000.00</b>     | <b>7,500.00</b>        | <b>1,007,500.00</b>  | <b>7,500.00</b>  |
| <b>08/24/2018</b> |              |      |                     |                  |                            |                     |                   |                         |                         |                        |                      |                  |
| 3130A63Q8         | 16-0019      | 102  | FHLB<br>FAC         | 08/24/2015       | 08/24/2016<br>08/24/2018   | 1,000,000.00        | 1.300             | 1,000,000.00            | 1,000,000.00            | 6,500.00               | 1,006,500.00<br>Call | 6,500.00         |
| 3134G8KX6         | 16-0116      | 102  | FHLMC<br>FAC        | 02/24/2016       | 08/24/2016<br>08/24/2018   | 1,000,000.00        | 1.000             | 1,000,000.00            | 1,000,000.00            | 5,000.00               | 1,005,000.00<br>Call | 5,000.00         |
| <b>Subtotal</b>   |              |      |                     |                  |                            | <b>2,000,000.00</b> |                   | <b>2,000,000.00</b>     | <b>2,000,000.00</b>     | <b>11,500.00</b>       | <b>2,011,500.00</b>  | <b>11,500.00</b> |
| <b>09/28/2018</b> |              |      |                     |                  |                            |                     |                   |                         |                         |                        |                      |                  |
| 3134G7VM0         | 16-0027      | 102  | FHLMC<br>FAC        | 09/28/2015       | 09/28/2016<br>09/28/2018   | 1,000,000.00        | 1.200             | 1,000,000.00            | 1,000,000.00            | 6,000.00               | 1,006,000.00<br>Call | 6,000.00         |
| <b>Subtotal</b>   |              |      |                     |                  |                            | <b>1,000,000.00</b> |                   | <b>1,000,000.00</b>     | <b>1,000,000.00</b>     | <b>6,000.00</b>        | <b>1,006,000.00</b>  | <b>6,000.00</b>  |
| <b>10/29/2018</b> |              |      |                     |                  |                            |                     |                   |                         |                         |                        |                      |                  |
| 3130A5YN3         | 16-0017      | 102  | FHLB<br>FAC         | 07/29/2015       | 07/29/2016<br>10/29/2018   | 1,000,000.00        | 1.300             | 1,000,000.00            | 1,000,000.00            | 6,500.00               | 1,006,500.00<br>Call | 6,500.00         |
| <b>Subtotal</b>   |              |      |                     |                  |                            | <b>1,000,000.00</b> |                   | <b>1,000,000.00</b>     | <b>1,000,000.00</b>     | <b>6,500.00</b>        | <b>1,006,500.00</b>  | <b>6,500.00</b>  |
| <b>01/22/2019</b> |              |      |                     |                  |                            |                     |                   |                         |                         |                        |                      |                  |
| 3130A5SS9         | 16-0010      | 102  | FHLB<br>FAC         | 07/22/2015       | 07/22/2016<br>01/22/2019   | 1,000,000.00        | 1.450             | 1,000,000.00            | 1,000,000.00            | 7,250.00               | 1,007,250.00<br>Call | 7,250.00         |
| <b>Subtotal</b>   |              |      |                     |                  |                            | <b>1,000,000.00</b> |                   | <b>1,000,000.00</b>     | <b>1,000,000.00</b>     | <b>7,250.00</b>        | <b>1,007,250.00</b>  | <b>7,250.00</b>  |

**Oceanside Quarterly Report**  
**Sales/Call Report**  
**July 1, 2016 - September 30, 2016**

| CUSIP             | Investment # | Fund | Issuer<br>Sec. Type | Purchase<br>Date | Redem. Date<br>Matur. Date | Par<br>Value        | Rate at<br>Redem. | Book Value<br>at Redem. | Redemption<br>Principal | Redemption<br>Interest | Total<br>Amount      | Net Income       |
|-------------------|--------------|------|---------------------|------------------|----------------------------|---------------------|-------------------|-------------------------|-------------------------|------------------------|----------------------|------------------|
| <b>02/25/2019</b> |              |      |                     |                  |                            |                     |                   |                         |                         |                        |                      |                  |
| 3134G75F4         | 16-0058      | 102  | FHLMC<br>FAC        | 11/25/2015       | 08/25/2016<br>02/25/2019   | 1,000,000.00        | 1.250             | 1,000,000.00            | 1,000,000.00            | 6,250.00               | 1,006,250.00<br>Call | 6,250.00         |
| <b>Subtotal</b>   |              |      |                     |                  |                            | <b>1,000,000.00</b> |                   | <b>1,000,000.00</b>     | <b>1,000,000.00</b>     | <b>6,250.00</b>        | <b>1,006,250.00</b>  | <b>6,250.00</b>  |
| <b>03/21/2019</b> |              |      |                     |                  |                            |                     |                   |                         |                         |                        |                      |                  |
| 3133EFEA1         | 16-0032      | 102  | FFCB<br>FAC         | 09/21/2015       | 09/21/2016<br>03/21/2019   | 1,000,000.00        | 1.370             | 1,000,000.00            | 1,000,000.00            | 6,850.00               | 1,006,850.00<br>Call | 6,850.00         |
| <b>Subtotal</b>   |              |      |                     |                  |                            | <b>1,000,000.00</b> |                   | <b>1,000,000.00</b>     | <b>1,000,000.00</b>     | <b>6,850.00</b>        | <b>1,006,850.00</b>  | <b>6,850.00</b>  |
| <b>04/22/2019</b> |              |      |                     |                  |                            |                     |                   |                         |                         |                        |                      |                  |
| 3130A5T33         | 16-0008      | 102  | FHLB<br>FAC         | 07/22/2015       | 07/22/2016<br>04/22/2019   | 1,000,000.00        | 1.500             | 1,000,000.00            | 1,000,000.00            | 7,500.00               | 1,007,500.00<br>Call | 7,500.00         |
| <b>Subtotal</b>   |              |      |                     |                  |                            | <b>1,000,000.00</b> |                   | <b>1,000,000.00</b>     | <b>1,000,000.00</b>     | <b>7,500.00</b>        | <b>1,007,500.00</b>  | <b>7,500.00</b>  |
| <b>05/17/2019</b> |              |      |                     |                  |                            |                     |                   |                         |                         |                        |                      |                  |
| 3134G9FK8         | 16-0144      | 102  | FHLMC<br>MC1        | 05/17/2016       | 08/17/2016<br>05/17/2019   | 1,340,000.00        | 1.100V            | 1,340,000.00            | 1,340,000.00            | 3,685.00               | 1,343,685.00<br>Call | 3,685.00         |
| <b>Subtotal</b>   |              |      |                     |                  |                            | <b>1,340,000.00</b> |                   | <b>1,340,000.00</b>     | <b>1,340,000.00</b>     | <b>3,685.00</b>        | <b>1,343,685.00</b>  | <b>3,685.00</b>  |
| <b>06/21/2019</b> |              |      |                     |                  |                            |                     |                   |                         |                         |                        |                      |                  |
| 3136G3BW4         | 16-0132      | 102  | FNMA<br>FAC         | 03/21/2016       | 09/21/2016<br>06/21/2019   | 2,000,000.00        | 1.200             | 2,000,000.00            | 2,000,000.00            | 6,000.00               | 2,006,000.00<br>Call | 6,000.00         |
| <b>Subtotal</b>   |              |      |                     |                  |                            | <b>2,000,000.00</b> |                   | <b>2,000,000.00</b>     | <b>2,000,000.00</b>     | <b>6,000.00</b>        | <b>2,006,000.00</b>  | <b>6,000.00</b>  |
| <b>07/29/2019</b> |              |      |                     |                  |                            |                     |                   |                         |                         |                        |                      |                  |
| 3133EFWR4         | 16-0110      | 102  | FFCB<br>FAC         | 01/29/2016       | 07/05/2016<br>07/29/2019   | 1,000,000.00        | 1.420             | 1,000,000.00            | 1,000,000.00            | 6,153.33               | 1,006,153.33<br>Call | 6,153.33         |
| 3130A6ZX8         | 16-0102      | 102  | FHLB<br>FAC         | 01/29/2016       | 07/29/2016<br>07/29/2019   | 1,000,000.00        | 1.600             | 1,000,000.00            | 1,000,000.00            | 8,000.00               | 1,008,000.00<br>Call | 8,000.00         |
| 3134G8GZ6         | 16-0108      | 102  | FHLMC<br>FAC        | 01/29/2016       | 07/29/2016<br>07/29/2019   | 1,000,000.00        | 1.500             | 1,000,000.00            | 1,000,000.00            | 7,500.00               | 1,007,500.00<br>Call | 7,500.00         |
| <b>Subtotal</b>   |              |      |                     |                  |                            | <b>3,000,000.00</b> |                   | <b>3,000,000.00</b>     | <b>3,000,000.00</b>     | <b>21,653.33</b>       | <b>3,021,653.33</b>  | <b>21,653.33</b> |
| <b>08/26/2019</b> |              |      |                     |                  |                            |                     |                   |                         |                         |                        |                      |                  |
| 3136G24A2         | 15-0015      | 102  | FNMA<br>FAC         | 08/26/2014       | 08/26/2016<br>08/26/2019   | 2,000,000.00        | 2.000             | 2,000,000.00            | 2,000,000.00            | 20,000.00              | 2,020,000.00<br>Call | 20,000.00        |
| 3136G3BE4         | 16-0130      | 102  | FNMA<br>FAC         | 02/26/2016       | 08/26/2016<br>08/26/2019   | 1,000,000.00        | 1.250             | 1,000,000.00            | 1,000,000.00            | 6,250.00               | 1,006,250.00<br>Call | 6,250.00         |
| <b>Subtotal</b>   |              |      |                     |                  |                            | <b>3,000,000.00</b> |                   | <b>3,000,000.00</b>     | <b>3,000,000.00</b>     | <b>26,250.00</b>       | <b>3,026,250.00</b>  | <b>26,250.00</b> |
| <b>09/23/2019</b> |              |      |                     |                  |                            |                     |                   |                         |                         |                        |                      |                  |

V - Security with variable rate change.

Oceanside Quarterly Report  
Sales/Call Report  
July 1, 2016 - September 30, 2016

| CUSIP              | Investment # | Fund | Issuer<br>Sec. Type | Purchase<br>Date | Redem. Date<br>Matur. Date | Par<br>Value         | Rate at<br>Redem. | Book Value<br>at Redem. | Redemption<br>Principal | Redemption<br>Interest | Total<br>Amount      | Net Income        |
|--------------------|--------------|------|---------------------|------------------|----------------------------|----------------------|-------------------|-------------------------|-------------------------|------------------------|----------------------|-------------------|
| <b>09/23/2019</b>  |              |      |                     |                  |                            |                      |                   |                         |                         |                        |                      |                   |
| 3133EFEL7          | 16-0033      | 102  | FFCB<br>FAC         | 09/23/2015       | 09/23/2016<br>09/23/2019   | 1,000,000.00         | 1.600             | 1,000,000.00            | 1,000,000.00            | 8,000.00               | 1,008,000.00<br>Call | 8,000.00          |
| 3133EFEL7          | 16-0034      | 102  | FFCB<br>FAC         | 09/23/2015       | 09/23/2016<br>09/23/2019   | 1,000,000.00         | 1.600             | 1,000,000.00            | 1,000,000.00            | 8,000.00               | 1,008,000.00<br>Call | 8,000.00          |
| <b>Subtotal</b>    |              |      |                     |                  |                            | <b>2,000,000.00</b>  |                   | <b>2,000,000.00</b>     | <b>2,000,000.00</b>     | <b>16,000.00</b>       | <b>2,016,000.00</b>  | <b>16,000.00</b>  |
| <b>10/15/2019</b>  |              |      |                     |                  |                            |                      |                   |                         |                         |                        |                      |                   |
| 3136G2NA1          | 16-0039      | 102  | FNMA<br>FAC         | 10/15/2015       | 07/15/2016<br>10/15/2019   | 2,000,000.00         | 1.500             | 2,000,000.00            | 2,000,000.00            | 7,500.00               | 2,007,500.00<br>Call | 7,500.00          |
| <b>Subtotal</b>    |              |      |                     |                  |                            | <b>2,000,000.00</b>  |                   | <b>2,000,000.00</b>     | <b>2,000,000.00</b>     | <b>7,500.00</b>        | <b>2,007,500.00</b>  | <b>7,500.00</b>   |
| <b>10/22/2019</b>  |              |      |                     |                  |                            |                      |                   |                         |                         |                        |                      |                   |
| 3133EFLB1          | 16-0043      | 102  | FFCB<br>FAC         | 10/22/2015       | 07/05/2016<br>10/22/2019   | 1,000,000.00         | 1.420             | 1,000,000.00            | 1,000,000.00            | 2,879.44               | 1,002,879.44<br>Call | 2,879.44          |
| <b>Subtotal</b>    |              |      |                     |                  |                            | <b>1,000,000.00</b>  |                   | <b>1,000,000.00</b>     | <b>1,000,000.00</b>     | <b>2,879.44</b>        | <b>1,002,879.44</b>  | <b>2,879.44</b>   |
| <b>10/29/2020</b>  |              |      |                     |                  |                            |                      |                   |                         |                         |                        |                      |                   |
| 3136G2QT7          | 16-0048      | 102  | FNMA<br>MC1         | 10/29/2015       | 07/29/2016<br>10/29/2020   | 1,750,000.00         | 1.500V            | 1,750,000.00            | 1,750,000.00            | 6,562.50               | 1,756,562.50<br>Call | 6,562.50          |
| <b>Subtotal</b>    |              |      |                     |                  |                            | <b>1,750,000.00</b>  |                   | <b>1,750,000.00</b>     | <b>1,750,000.00</b>     | <b>6,562.50</b>        | <b>1,756,562.50</b>  | <b>6,562.50</b>   |
| <b>Total Sales</b> |              |      |                     |                  |                            | <b>40,790,000.00</b> |                   | <b>40,790,000.00</b>    | <b>40,790,000.00</b>    | <b>201,490.83</b>      | <b>40,991,490.83</b> | <b>201,490.83</b> |

V - Security with variable rate change.

**Oceanside Quarterly Report**  
**Maturity Report**  
**Sorted by Maturity Date**  
**Amounts due during July 1, 2016 - September 30, 2016**

| CUSIP                   | Investment # | Fund | Sec. Type | Issuer | Par Value            | Maturity Date | Purchase Date | Rate at Maturity | Book Value at Maturity | Interest         | Maturity Proceeds    | Net Income       |
|-------------------------|--------------|------|-----------|--------|----------------------|---------------|---------------|------------------|------------------------|------------------|----------------------|------------------|
| 459200GX3               | 13-0120      | 102  | MTN       | IBM    | 2,150,000.00         | 07/22/2016    | 05/23/2013    | 1.950            | 2,150,000.00           | 20,962.50        | 2,170,962.50         | 20,962.50        |
| 68428LDL5               | 16-0099      | 102  | MUN       | ORANGE | 1,500,000.00         | 08/01/2016    | 01/13/2016    | 0.753            | 1,500,000.00           | 6,212.25         | 1,506,212.25         | 6,212.25         |
| 785870VZ6               | 15-0085      | 102  | MUN       | SACSCD | 1,000,000.00         | 08/01/2016    | 06/04/2015    | 0.704            | 1,000,000.00           | 3,520.00         | 1,003,520.00         | 3,520.00         |
| 797508FP8               | 15-0074      | 102  | MUN       | SDTSCD | 1,000,000.00         | 08/01/2016    | 04/29/2015    | 0.600            | 1,000,000.00           | 3,000.00         | 1,003,000.00         | 3,000.00         |
| 3130A7ED3               | 16-0125      | 102  | NCB       | FHLB   | 2,000,000.00         | 08/26/2016    | 02/26/2016    | 0.470            | 2,000,000.00           | 4,700.00         | 2,004,700.00         | 4,700.00         |
| 191216AU4               | 13-0062      | 102  | MTN       | KO     | 1,500,000.00         | 09/01/2016    | 12/14/2012    | 1.800            | 1,500,000.00           | 13,500.00        | 1,513,500.00         | 13,500.00        |
| 3130A2T97               | 16-0113      | 102  | NCB       | FHLB   | 1,000,000.00         | 09/28/2016    | 02/11/2016    | 0.500            | 1,000,000.00           | 2,500.00         | 1,002,500.00         | 2,500.00         |
| <b>Total Maturities</b> |              |      |           |        | <b>10,150,000.00</b> |               |               |                  | <b>10,150,000.00</b>   | <b>54,394.75</b> | <b>10,204,394.75</b> | <b>54,394.75</b> |

# CITY OF OCEANSIDE



## LAIF ACTIVITY GRAPHS

*AS OF SEPTEMBER 30, 2016*

**Oceanside Quarterly Report  
Cash/Checking Activity  
July 1, 2016 - September 30, 2016**

| Issuer                                | Investment # | Fund    | Security ID | Current Transaction Rate | Date Receipt | Deposits    | Withdrawals  | Interest Received | Balance      |
|---------------------------------------|--------------|---------|-------------|--------------------------|--------------|-------------|--------------|-------------------|--------------|
| <b>Cash in Transit with Custodian</b> |              |         |             |                          |              |             |              |                   |              |
| <b>Custodial Cash BNY</b>             |              |         |             |                          |              |             |              |                   |              |
| 16-99999                              | 102          | SYS9999 |             |                          |              |             |              |                   | <b>98.90</b> |
|                                       |              |         |             |                          | 07/01/2016   |             | 98.90        |                   | 0.00         |
|                                       |              |         |             |                          | 07/31/2016   |             |              |                   | 0.00         |
| <b>Subtotal and Ending Balance</b>    |              |         |             |                          |              | <b>0.00</b> | <b>98.90</b> | <b>0.00</b>       | <b>0.00</b>  |

**LAIF**

**Local Agency Investment Fund**

| Issuer | Investment # | Fund     | Security ID | Current Transaction Rate | Date Receipt | Deposits     | Withdrawals   | Interest Received | Balance              |
|--------|--------------|----------|-------------|--------------------------|--------------|--------------|---------------|-------------------|----------------------|
| 18000  | 102          | SYS18000 |             |                          |              |              |               |                   | <b>46,350,000.00</b> |
|        |              |          |             | 0.576                    | 07/01/2016   |              |               |                   | 46,350,000.00        |
|        |              |          |             | 0.576                    | 07/07/2016   |              | 350,000.00    |                   | 46,000,000.00        |
|        |              |          |             | 0.576                    | 07/11/2016   |              | 750,000.00    |                   | 45,250,000.00        |
|        |              |          |             | 0.576                    | 07/13/2016   |              | 2,350,000.00  |                   | 42,900,000.00        |
|        |              |          |             | 0.576                    | 07/14/2016   |              | 2,250,000.00  |                   | 40,650,000.00        |
|        |              |          |             | 0.576                    | 07/15/2016   | 6,750,000.00 |               |                   | 47,400,000.00        |
|        |              |          |             | 0.576                    | 07/15/2016   |              |               | 54,950.02         | 47,400,000.00        |
|        |              |          |             | 0.576                    | 07/19/2016   |              | 1,750,000.00  |                   | 45,650,000.00        |
|        |              |          |             | 0.576                    | 07/20/2016   | 2,500,000.00 |               |                   | 48,150,000.00        |
|        |              |          |             | 0.576                    | 07/21/2016   |              | 3,750,000.00  |                   | 44,400,000.00        |
|        |              |          |             | 0.576                    | 07/25/2016   | 750,000.00   |               |                   | 45,150,000.00        |
|        |              |          |             | 0.576                    | 07/26/2016   |              | 2,500,000.00  |                   | 42,650,000.00        |
|        |              |          |             | 0.576                    | 07/28/2016   |              | 15,000,000.00 |                   | 27,650,000.00        |
|        |              |          |             | 0.576                    | 07/29/2016   | 4,750,000.00 |               |                   | 32,400,000.00        |
|        |              |          |             | 0.588                    | 07/31/2016   |              |               |                   | 32,400,000.00        |
|        |              |          |             | 0.588                    | 08/01/2016   | 4,350,000.00 |               |                   | 36,750,000.00        |
|        |              |          |             | 0.588                    | 08/02/2016   | 1,350,000.00 |               |                   | 38,100,000.00        |
|        |              |          |             | 0.588                    | 08/05/2016   |              | 1,500,000.00  |                   | 36,600,000.00        |
|        |              |          |             | 0.588                    | 08/08/2016   | 225,000.00   |               |                   | 36,825,000.00        |
|        |              |          |             | 0.588                    | 08/09/2016   | 900,000.00   |               |                   | 37,725,000.00        |
|        |              |          |             | 0.588                    | 08/19/2016   |              | 725,000.00    |                   | 37,000,000.00        |
|        |              |          |             | 0.588                    | 08/22/2016   | 500,000.00   |               |                   | 37,500,000.00        |
|        |              |          |             | 0.588                    | 08/23/2016   |              | 2,750,000.00  |                   | 34,750,000.00        |
|        |              |          |             | 0.588                    | 08/24/2016   | 2,000,000.00 |               |                   | 36,750,000.00        |
|        |              |          |             | 0.588                    | 08/25/2016   | 1,000,000.00 |               |                   | 37,750,000.00        |

Portfolio POOL

NL! AP

LP (PRF\_LPNP) 7.1.1  
Report Ver. 7.3.5

**Oceanside Quarterly Report**  
**Cash/Checking Activity**  
**July 1, 2016 - September 30, 2016**

| Issuer<br>Investment #              | Fund | Security ID | Current Transaction<br>Rate | Transaction<br>Date | Receipt | Deposits             | Withdrawals          | Interest Received | Balance              |
|-------------------------------------|------|-------------|-----------------------------|---------------------|---------|----------------------|----------------------|-------------------|----------------------|
| <b>Local Agency Investment Fund</b> |      |             |                             |                     |         |                      |                      |                   |                      |
| <b>18000</b>                        | 102  | SYS18000    |                             |                     |         |                      |                      |                   | <b>37,750,000.00</b> |
|                                     |      |             | 0.588                       | 08/26/2016          |         | 750,000.00           |                      |                   | 38,500,000.00        |
|                                     |      |             | 0.588                       | 08/29/2016          |         |                      | 250,000.00           |                   | 38,250,000.00        |
|                                     |      |             | 0.588                       | 08/30/2016          |         |                      | 7,000,000.00         |                   | 31,250,000.00        |
|                                     |      |             | 0.614                       | 08/31/2016          |         |                      |                      |                   | 31,250,000.00        |
|                                     |      |             | 0.614                       | 09/02/2016          |         |                      | 3,250,000.00         |                   | 28,000,000.00        |
|                                     |      |             | 0.614                       | 09/06/2016          |         |                      | 2,000,000.00         |                   | 26,000,000.00        |
|                                     |      |             | 0.614                       | 09/07/2016          |         | 500,000.00           |                      |                   | 26,500,000.00        |
|                                     |      |             | 0.614                       | 09/08/2016          |         |                      | 500,000.00           |                   | 26,000,000.00        |
|                                     |      |             | 0.614                       | 09/09/2016          |         | 500,000.00           |                      |                   | 26,500,000.00        |
|                                     |      |             | 0.614                       | 09/12/2016          |         | 500,000.00           |                      |                   | 27,000,000.00        |
|                                     |      |             | 0.614                       | 09/13/2016          |         | 1,000,000.00         |                      |                   | 28,000,000.00        |
|                                     |      |             | 0.614                       | 09/14/2016          |         |                      | 1,000,000.00         |                   | 27,000,000.00        |
|                                     |      |             | 0.614                       | 09/19/2016          |         | 250,000.00           |                      |                   | 27,250,000.00        |
|                                     |      |             | 0.614                       | 09/20/2016          |         | 250,000.00           |                      |                   | 27,500,000.00        |
|                                     |      |             | 0.614                       | 09/21/2016          |         | 3,000,000.00         |                      |                   | 30,500,000.00        |
|                                     |      |             | 0.614                       | 09/22/2016          |         |                      | 3,000,000.00         |                   | 27,500,000.00        |
|                                     |      |             | 0.614                       | 09/26/2016          |         | 750,000.00           |                      |                   | 28,250,000.00        |
|                                     |      |             | 0.614                       | 09/28/2016          |         | 2,000,000.00         |                      |                   | 30,250,000.00        |
|                                     |      |             | 0.614                       | 09/29/2016          |         |                      | 250,000.00           |                   | 30,000,000.00        |
|                                     |      |             | 0.634                       | 09/30/2016          |         |                      |                      |                   | 30,000,000.00        |
| <b>Subtotal and Ending Balance</b>  |      |             | <b>0.634</b>                |                     |         | <b>34,575,000.00</b> | <b>50,925,000.00</b> | <b>54,950.02</b>  | <b>30,000,000.00</b> |
| <b>18001</b>                        | 102  | SYS18001    |                             |                     |         |                      |                      |                   | <b>40,850,000.00</b> |
|                                     |      |             | 0.576                       | 07/01/2016          |         |                      |                      |                   | 40,850,000.00        |
|                                     |      |             | 0.576                       | 07/05/2016          |         |                      | 20,000,000.00        |                   | 20,850,000.00        |
|                                     |      |             | 0.576                       | 07/06/2016          |         | 1,750,000.00         |                      |                   | 22,600,000.00        |
|                                     |      |             | 0.576                       | 07/15/2016          |         |                      |                      | 49,446.15         | 22,600,000.00        |
|                                     |      |             | 0.588                       | 07/31/2016          |         |                      |                      |                   | 22,600,000.00        |
|                                     |      |             | 0.588                       | 08/10/2016          |         | 2,000,000.00         |                      |                   | 24,600,000.00        |
|                                     |      |             | 0.588                       | 08/12/2016          |         | 500,000.00           |                      |                   | 25,100,000.00        |
|                                     |      |             | 0.588                       | 08/15/2016          |         | 3,500,000.00         |                      |                   | 28,600,000.00        |
|                                     |      |             | 0.588                       | 08/16/2016          |         | 750,000.00           |                      |                   | 29,350,000.00        |
|                                     |      |             | 0.588                       | 08/17/2016          |         | 1,750,000.00         |                      |                   | 31,100,000.00        |
|                                     |      |             | 0.588                       | 08/31/2016          |         |                      | 2,250,000.00         |                   | 28,850,000.00        |
|                                     |      |             | 0.614                       | 08/31/2016          |         |                      |                      |                   | 28,850,000.00        |
|                                     |      |             | 0.614                       | 09/15/2016          |         |                      | 2,250,000.00         |                   | 26,600,000.00        |
|                                     |      |             | 0.614                       | 09/16/2016          |         |                      | 4,750,000.00         |                   | 21,850,000.00        |

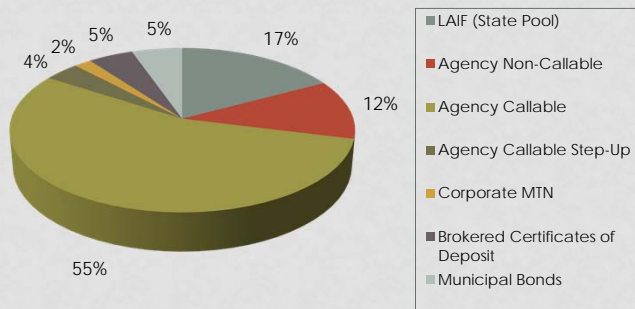
Oceanside Quarterly Report  
Cash/Checking Activity  
July 1, 2016 - September 30, 2016

| Issuer                              | Investment # | Fund     | Security ID | Current Transaction Rate | Date Receipt | Deposits             | Withdrawals          | Interest Received | Balance              |
|-------------------------------------|--------------|----------|-------------|--------------------------|--------------|----------------------|----------------------|-------------------|----------------------|
| <b>Local Agency Investment Fund</b> |              |          |             |                          |              |                      |                      |                   |                      |
| 18001                               | 102          | SYS18001 |             | 0.614                    | 09/23/2016   | 4,250,000.00         |                      |                   | 21,850,000.00        |
|                                     |              |          |             | 0.614                    | 09/30/2016   |                      | 4,750,000.00         |                   | 26,100,000.00        |
|                                     |              |          |             | 0.634                    | 09/30/2016   |                      |                      |                   | 21,350,000.00        |
| <b>Subtotal and Ending Balance</b>  |              |          |             | <b>0.634</b>             |              | <b>14,500,000.00</b> | <b>34,000,000.00</b> | <b>49,446.15</b>  | <b>21,350,000.00</b> |
| <b>Total</b>                        |              |          |             |                          |              | <b>49,075,000.00</b> | <b>84,925,098.90</b> | <b>104,396.17</b> | <b>51,350,000.00</b> |

### BREAKDOWN OF INVENTORY BY TYPE

(as a percent of portfolio)

September 2016



Graph 1

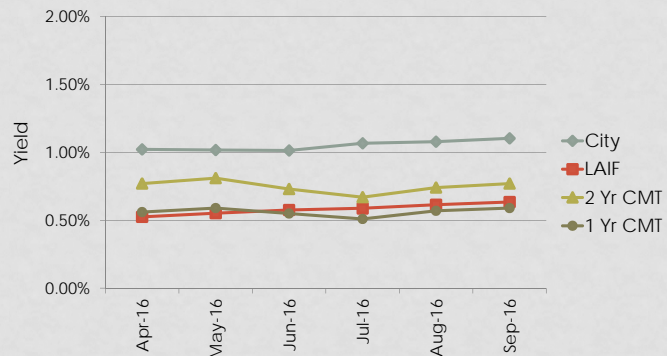
### AGING OF MATURING INVESTMENTS

September 2016



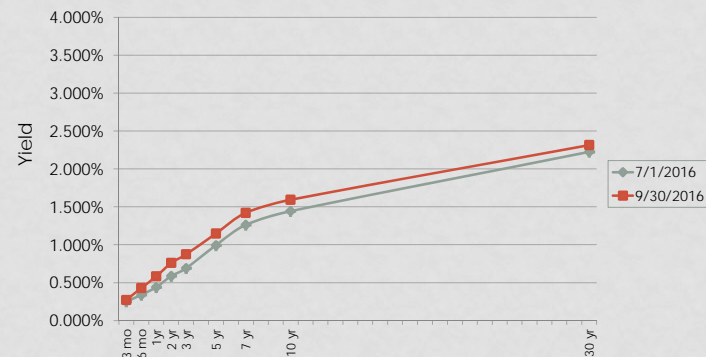
Graph 2

### INVESTMENT PORTFOLIO YIELD COMPARISON CITY, LAIF, 1 & 2 YEAR CMT



Graph 3

### HISTORICAL YIELD CURVE COMPARISON 7/1/16 to 9/30/16



Graph 4

# CITY OF OCEANSIDE



## FUNDS HELD BY OUTSIDE MANAGEMENT

*AS OF SEPTEMBER 30, 2016*

**CITY OF OCEANSIDE  
FUNDS HELD BY OUTSIDE MANAGEMENT  
AS OF September 30, 2015**

| <b>TYPE OF FUND/INSTITUTION</b>  | <b>MARKET<br/>VALUE</b> | <b>INSTITUTION<br/>TOTAL</b> |
|--|-------------------------|------------------------------|
| <b><u>BOND FUNDS</u></b>   |                         |                              |
| <b>Bank of New York</b>  |                         |                              |
| 2008 Community Facilities District Bonds-Pacific Coast Business Park               | 910,176.44              |                              |
| 2011 Police Library  | 12.72                   |                              |
| 2013 Certificates of Participation (2003 Refunding)                                | 675,211.53              |                              |
| 2013 Harbor District Revenue Refunding Bonds                                       | 19.39                   |                              |
| 2013 Sewer Revenue Refunding Bonds   | 174.23                  |                              |
| 2013 Water Revenue Refunding Bonds   | 17,282.28               |                              |
| 2013/2014 Community Facilities District Bonds - Ocean Ranch Corporate Centre       | 1,590,174.86            |                              |
| 2013/2014 Community Facilities District Bonds - Morro Hills Development            | 1,335,526.25            |                              |
| 2013/2014 Community Facility District Bonds - Morro Hills Development Imp Area #1  | 449,586.42              |                              |
| 2015 Lease Revenue Refunding Bonds   | 12,383.89               |                              |
| 2015 A & B Downtown Tax Allocation Bonds-Successor Agency to the Redevelopment Age | 155.72                  |                              |
| 2015 Pension Obligation Bonds  | 501,968.04              |                              |
| <br><b>TOTAL FUNDS MANAGED BY OUTSIDE PARTIES</b>                                  |                         | <br><b>\$ 5,492,671.77</b>   |